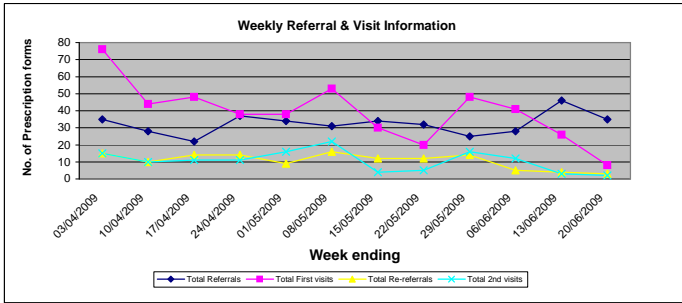


REMAS PERFORMANCE IN EASTERN

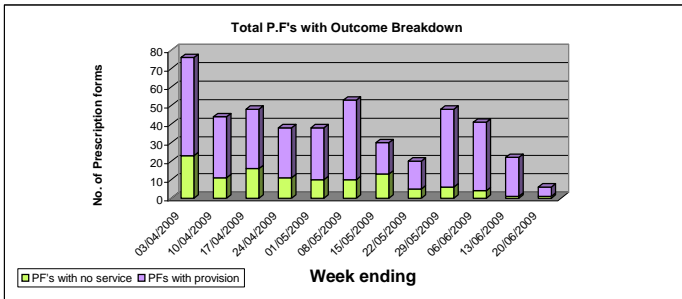
Weekly Referral & Visit Information

	03/04/2009	10/04/2009	17/04/2009	24/04/2009	01/05/2009	08/05/2009	15/05/2009	22/05/2009	29/05/2009	06/06/2009	13/06/2009	20/06/2009
Total Referrals	35	28	22	37	34	31	34	32	25	28	46	35
Total First visits	76	44	48	38	38	53	30	20	48	41	26	8
Total Re-referrals	15	10	14	14	9	16	12	12	14	5	4	3
Total 2nd visits	15	10	11	11	16	22	4	5	16	12	3	2



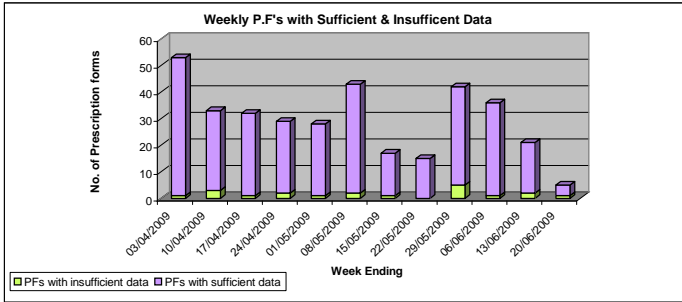
Weekly Prescription Forms with outcome breakdown

	03/04/2009	10/04/2009	17/04/2009	24/04/2009	01/05/2009	08/05/2009	15/05/2009	22/05/2009	29/05/2009	06/06/2009	13/06/2009	20/06/2009
PFs with no service	23	11	16	11	10	10	13	5	6	4	1	1
PFs with provision	53	33	32	27	28	43	17	15	42	37	21	5



Weekly Prescription Forms with sufficient & insufficient data

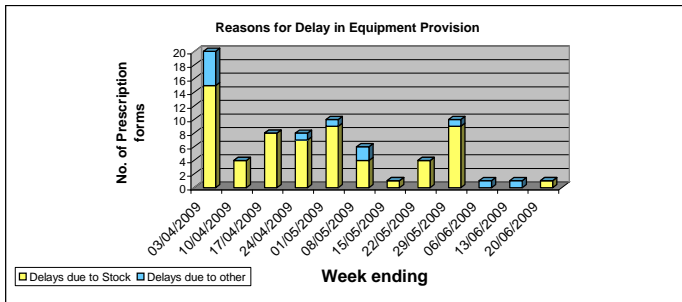
	03/04/2009	10/04/2009	17/04/2009	24/04/2009	01/05/2009	08/05/2009	15/05/2009	22/05/2009	29/05/2009	06/06/2009	13/06/2009	20/06/2009
PFs with insufficient data	1	3	1	2	1	2	1	0	5	1	2	1
PFs with sufficient data	52	30	31	27	27	41	16	15	37	35	19	4



Reasons for Delay in Equipment Provision

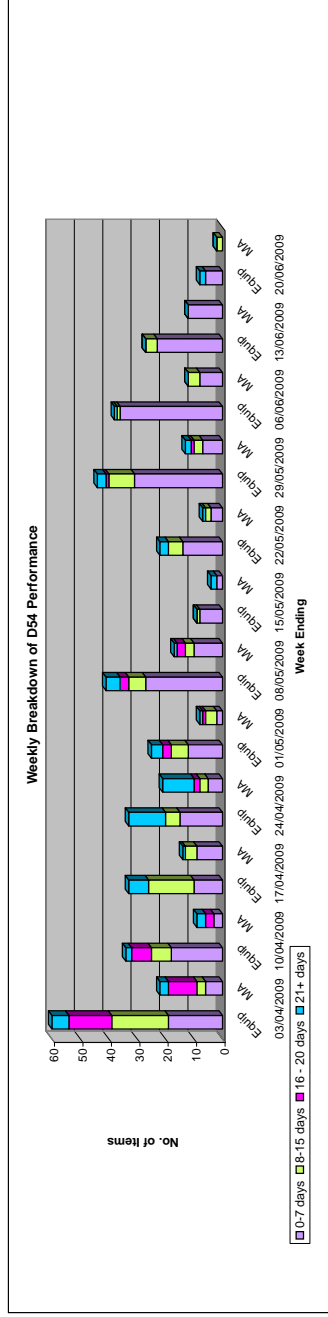
Eastern

	03/04/2009	10/04/2009	17/04/2009	24/04/2009	01/05/2009	08/05/2009	15/05/2009	22/05/2009	29/05/2009	06/06/2009	13/06/2009	20/06/2009
Delays due to Stock	15	4	8	7	9	4	1	4	9	0	0	1
Delays due to other	5	0	0	1	1	2	0	0	1	1	1	0



Breakdown of Weekly D54 Performance

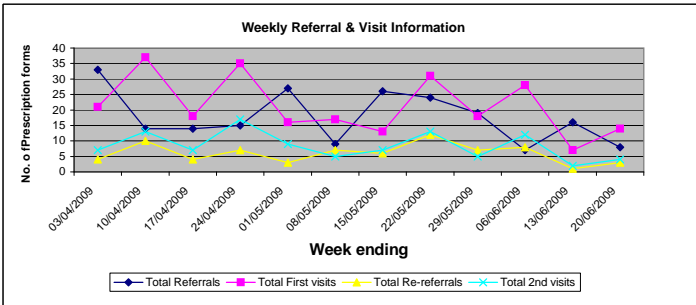
	03/04/2009		10/04/2009		17/04/2009		24/04/2009		01/05/2009		08/05/2009		15/05/2009		22/05/2009		29/05/2009		06/06/2009		13/06/2009		20/06/2009	
	Equip	MA	Equip	MA	Equip	MA	Equip	MA	Equip	MA	Equip	MA	Equip	MA	Equip	MA	Equip	MA	Equip	MA	Equip	MA	Equip	MA
0-7 days	19	6	18	3	10	9	15	5	12	2	27	10	8	2	14	4	31	7	36	8	23	12	6	0
8-15 days	20	3	7	0	16	4	5	3	6	4	6	4	3	1	5	2	9	3	1	4	4	0	0	2
16-20 days	15	10	7	3	0	0	0	2	3	1	3	3	0	0	0	0	1	1	0	0	0	0	0	0
21+ days	6	3	2	3	7	3	13	11	4	1	5	1	1	2	3	1	3	2	1	0	0	0	0	0



REMAS PERFORMANCE IN NORTHERN

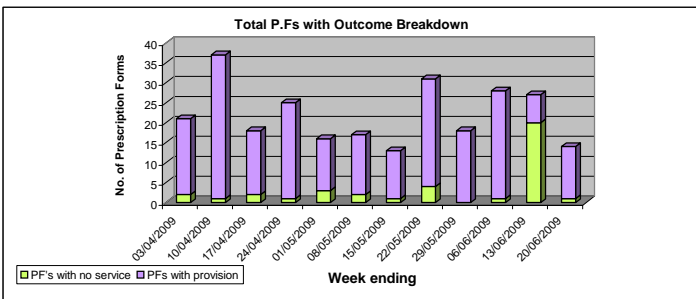
Weekly Referral & Visit Information

	03/04/2009	10/04/2009	17/04/2009	24/04/2009	01/05/2009	08/05/2009	15/05/2009	22/05/2009	29/05/2009	06/06/2009	13/06/2009	20/06/2009
Total Referrals	33	14	14	15	27	9	26	24	19	7	16	8
Total First visits	21	37	18	35	16	17	13	31	18	28	7	14
Total Re-referrals	4	10	4	7	3	7	6	12	7	8	1	3
Total 2nd visits	7	13	7	17	9	5	7	13	5	12	2	4



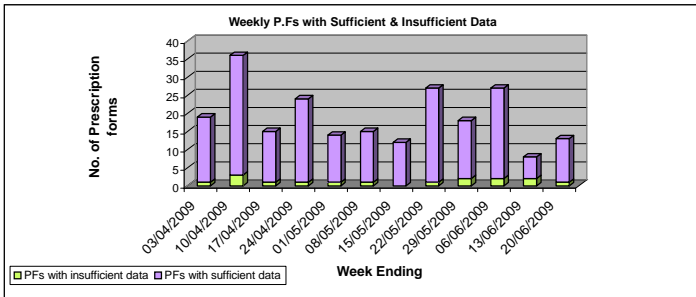
Weekly Prescription Forms with outcome breakdown

	03/04/2009	10/04/2009	17/04/2009	24/04/2009	01/05/2009	08/05/2009	15/05/2009	22/05/2009	29/05/2009	06/06/2009	13/06/2009	20/06/2009
PFs with no service	2	1	2	1	3	2	1	4	0	1	20	1
PFs with provision	19	36	16	24	13	15	12	27	18	27	7	13



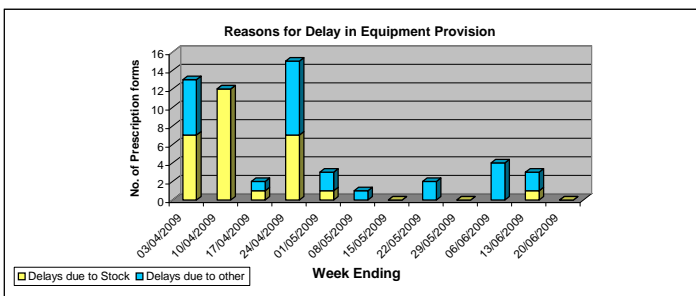
Weekly Prescription Forms with sufficient & insufficient data

	03/04/2009	10/04/2009	17/04/2009	24/04/2009	01/05/2009	08/05/2009	15/05/2009	22/05/2009	29/05/2009	06/06/2009	13/06/2009	20/06/2009
PFs with insufficient data	1	3	1	1	1	1	0	1	2	2	2	1
PFs with sufficient data	18	33	14	23	13	14	12	26	16	25	6	12



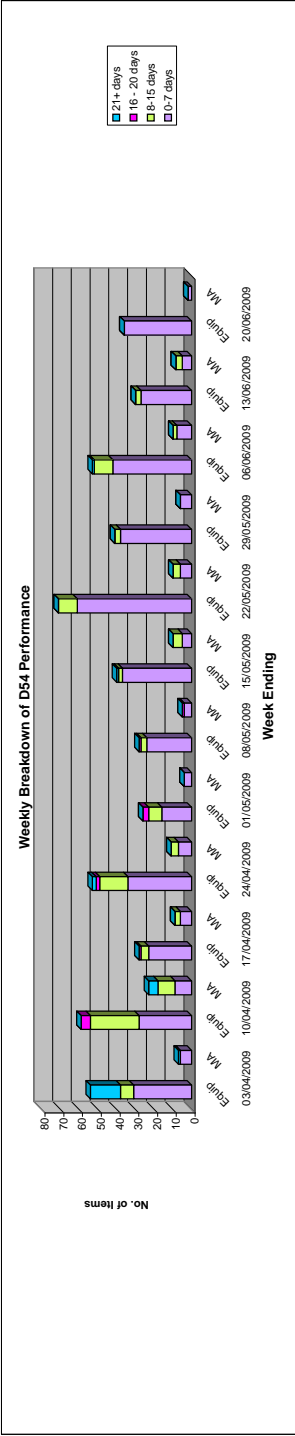
Reasons for Delay in Equipment Provision

	03/04/2009	10/04/2009	17/04/2009	24/04/2009	01/05/2009	08/05/2009	15/05/2009	22/05/2009	29/05/2009	06/06/2009	13/06/2009	20/06/2009
Delays due to Stock	7	12	1	7	1	0	0	0	0	0	1	0
Delays due to other	6	0	1	8	2	1	0	2	0	4	2	0



Breakdown of Weekly D54 Performance

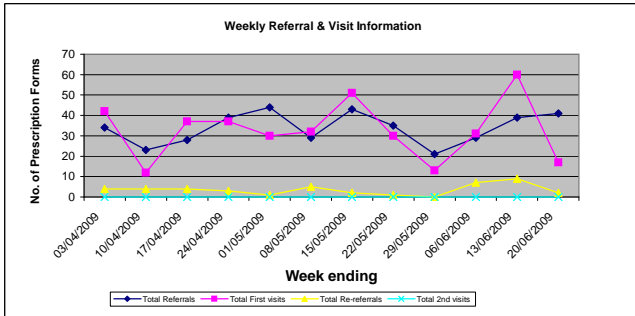
	03/04/2009	10/04/2009	17/04/2009	24/04/2009	01/05/2009	08/05/2009	15/05/2009	22/05/2009	29/05/2009	06/06/2009	13/06/2009	20/06/2009
Equip	31	6	9	34	7	4	4	5	6	42	8	5
MA	7	28	23	15	16	24	37	61	38	6	27	36
0-7 days	0	0	0	3	4	0	0	5	6	0	0	0
8-15 days	0	26	4	15	7	3	2	10	3	10	3	0
16 - 20 days	0	5	0	2	3	1	1	0	0	0	0	0
21+ days	16	1	5	2	0	0	1	0	0	1	0	0



REMAS PERFORMANCE IN SOUTHERN

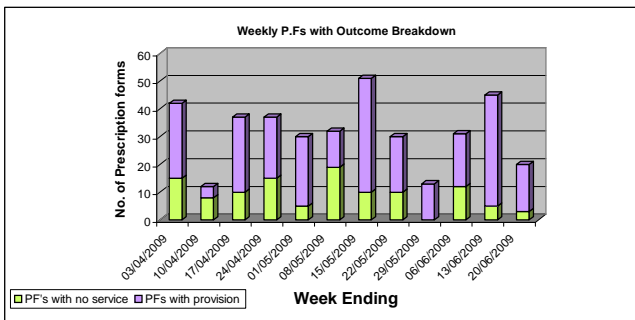
Weekly Referral & Visit Information

	03/04/2009	10/04/2009	17/04/2009	24/04/2009	01/05/2009	08/05/2009	15/05/2009	22/05/2009	29/05/2009	06/06/2009	13/06/2009	20/06/2009
Total Referrals	34	23	28	39	44	29	43	35	21	29	39	41
Total First visits	42	12	37	37	30	32	51	30	13	31	60	17
Total Re-referrals	4	4	4	3	1	5	2	1	0	7	9	2
Total 2nd visits	0	0	0	0	0	0	0	0	0	0	0	0



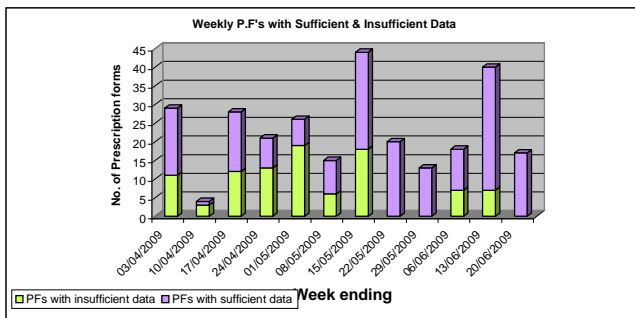
Weekly Prescription Forms with outcome breakdown

	03/04/2009	10/04/2009	17/04/2009	24/04/2009	01/05/2009	08/05/2009	15/05/2009	22/05/2009	29/05/2009	06/06/2009	13/06/2009	20/06/2009
PF's with no service	15	8	10	15	5	19	10	10	0	12	5	3
PF's with provision	27	4	27	22	25	13	41	20	13	19	40	17



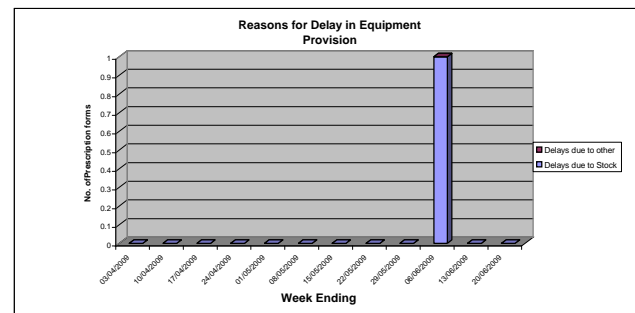
Weekly Prescription Forms with sufficient & insufficient data

	03/04/2009	10/04/2009	17/04/2009	24/04/2009	01/05/2009	08/05/2009	15/05/2009	22/05/2009	29/05/2009	06/06/2009	13/06/2009	20/06/2009
PF's with insufficient data	11	3	12	13	19	6	18	0	0	7	7	0
PF's with sufficient data	18	1	16	8	7	9	26	20	13	11	33	17



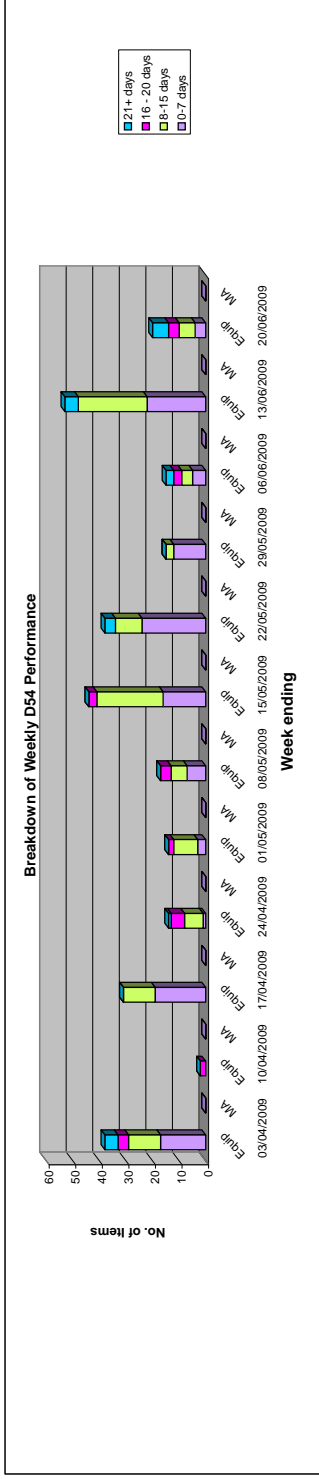
Reasons for Delay in Equipment Provision

	03/04/2009	10/04/2009	17/04/2009	24/04/2009	01/05/2009	08/05/2009	15/05/2009	22/05/2009	29/05/2009	06/06/2009	13/06/2009	20/06/2009
Delays due to Stock	0	0	0	0	0	0	0	0	0	1	0	0
Delays due to other	0	0	0	0	0	0	0	0	0	0	0	0



Breakdown of Weekly D54 Performance

	03/04/2009	10/04/2009	17/04/2009	24/04/2009	01/05/2009	08/05/2009	15/05/2009	22/05/2009	29/05/2009	06/06/2009	13/06/2009	20/06/2009
0-7 days	17	0	19	1	3	7	0	16	0	5	22	0
8-15 days	12	0	12	7	9	6	0	25	0	4	0	0
16-20 days	4	2	0	5	2	4	0	0	0	3	0	0
21+ days	5	0	0	1	0	0	0	4	0	3	0	0
		Equip	Equip	Equip	Equip	Equip	Equip	Equip	Equip	Equip	Equip	Equip
		MA	MA	MA	MA	MA	MA	MA	MA	MA	MA	MA



#Figures shown for PLUSS in Southern are for the provision of equipment only. Minor adaptations are provided by PLUSS under the