

Key

	Count	Modelled
AM	0	0
IP	0	0
PM	0	0

Figure 11.2: Link Validation Table: AM Peak

	Location	Direction	Traffic Flows		Difference in Flow			Overall Acceptability
			Count	Modelled	Absolute*	Percentage**	GEH	
Screenline	St Marychurch Road Southbound Link Count	SB	597	557	-40		1.7	Pass
	St Marychurch Road Northbound Link Count	NB	527	588	61		2.6	Pass
	A379 Teignmouth Road Southbound Link Flow	SB	592	601	9		0.4	Pass
	A379 Teignmouth Road Northbound Link Flow	NB	546	531	-15		0.6	Pass
	A380 Northbound Site 3	NB	1144	1315		14.9%	4.9	Pass
	A380 Southbound Site 3	SB	1124	1228		9.3%	3.0	Pass
	Kingskerswell Road Northbound Site 4	NB	499	417	-82		3.8	Pass
	Kingskerswell Road Southbound Site 4	SB	194	233	39		2.7	Pass
	Totnes Road Northbound Site B	NB	676	585	-91		3.6	Pass
	Totnes Road Southbound Site B	SB	534	470	-64		2.9	Pass
	Gropers Lane Northbound Site E	NB	170	169	-1		0.1	Pass
	Gropers Lane Southbound Site E	SB	103	81	-22		2.3	Pass
	Penn Inn	Penn Inn A380 Besigheim Way North Arm from junction		2061	1465		-28.9%	14.2
Penn Inn A380 Besigheim Way North Arm to junction			1584	1526		-3.7%	1.5	Pass
Penn Inn Shaldon Road from junction			939	850		-9.5%	3.0	Pass
Penn Inn Shaldon Road to junction			1232	1122		-8.9%	3.2	Pass
Penn Inn A380 Torquay Road South Arm from junction			1321	1473		11.5%	4.1	Pass
Penn Inn A380 Torquay Road South Arm to junction			1655	1500		-9.4%	3.9	Pass
Penn Inn A381 Torquay Road West Arm from junction			1879	1671		-11.1%	4.9	Pass
Penn Inn A381 Torquay Road West Arm to junction			1729	1564		-9.5%	4.1	Pass
Jurys Corner	Link Count Jurys Corner Newton Road Southbound		1223	1149		-6.1%	2.1	Pass
	Link Count Jurys Corner Newton Road Northbound		1477	1322		-10.5%	4.1	Pass
	Link Count Jurys Corner Coffinswell Lane Westbound		98	36	-62		7.6	Pass
	Link Count Jurys Corner Coffinswell Lane Eastbound		79	13	-66		9.7	Pass
	Link Count Jurys Corner Torquay Road Northbound		1397	1261		-9.7%	3.7	Pass
	Link Count Jurys Corner Torquay Road Southbound		1245	1127		-9.5%	3.4	Pass
	Link Count Jurys Corner Barnhill Road Northbound		153	55	-98		9.6	Pass
	Link Count Jurys Corner Barnhill Road Southbound		70	38	-32		4.4	Pass
Kerswell Gardens	Link Count Kerswell Gardens Torquay Road Southbound		1408	1302		-7.5%	2.9	Pass
	Link Count Kerswell Gardens Torquay Road Northbound		1287	1289		0.2%	0.1	Pass
	Link Count Kerswell Gardens Riviera Way Northbound		947	906		-4.3%	1.3	Pass
	Link Count Kerswell Gardens Riviera Way Southbound		1389	1095		-21.2%	8.3	Fail
	Link Count Kerswell Gardens Hamelin Way Eastbound		1089	1163		6.8%	2.2	Pass
	Link Count Kerswell Gardens Hamelin Way Westbound		768	960		25.0%	6.5	Fail

Overall Pass Rate

91%

Screenline Total	Northbound		3562	3605	43		0.7	Pass
	Southbound		3144	3170	26		0.5	Pass
Junction Totals	Penn Inn Total In		6200	5712	-488		6.3	Pass
	Penn Inn Total Out		6200	5459	-741		9.7	Pass
	Jurys Corner Total In		2871	2501	-370		7.1	Pass
	Jurys Corner Total Out		2871	2500	-371		7.2	Pass
	Kerswell Gardens Total In		3444	3371	-73		1.3	Pass
	Kerswell Gardens Total Out		3444	3344	-100		1.7	Pass

Figure 11.3: Link Validation Table: Interpeak

	Location	Direction	Traffic Flows		Difference in Flow			Overall Acceptability
			Count	Modelled	Absolute*	Percentage**	GEH	
Screenline	St Marychurch Road Southbound Link Count	SB	418	388	-30		1.5	Pass
	St Marychurch Road Northbound Link Count	NB	306	293	-13		0.8	Pass
	A379 Teignmouth Road Southbound Link Flow	SB	415	407	-8		0.4	Pass
	A379 Teignmouth Road Northbound Link Flow	NB	420	483	63		3.0	Pass
	A380 Northbound Site 3	NB	1220	1239		1.6%	0.5	Pass
	A380 Southbound Site 3	SB	971	1112		14.5%	4.4	Pass
	Kingskerswell Road Northbound Site 4	NB	121	151	30		2.6	Pass
	Kingskerswell Road Southbound Site 4	SB	186	205	19		1.4	Pass
	Totnes Road Northbound Site B	NB	449	379	-70		3.4	Pass
	Totnes Road Southbound Site B	SB	502	448	-54		2.5	Pass
	Gropers Lane Northbound Site E	NB	72	70	-2		0.2	Pass
Gropers Lane Southbound Site E	SB	83	86	3		0.3	Pass	
Penn Inn	Penn Inn A380 Besigheim Way North Arm from junction		1416	1191		-15.9%	6.2	Fail
	Penn Inn A380 Besigheim Way North Arm to junction		1398	1198		-14.3%	5.6	Pass
	Penn Inn Shaldon Road from junction		731	1027		40.5%	10.0	Fail
	Penn Inn Shaldon Road to junction		731	811		10.9%	2.9	Pass
	Penn Inn A380 Torquay Road South Arm from junction		1182	1270		7.4%	2.5	Pass
	Penn Inn A380 Torquay Road South Arm to junction		1266	1400		10.6%	3.7	Pass
	Penn Inn A381 Torquay Road West Arm from junction		1397	1530		9.5%	3.5	Pass
Penn Inn A381 Torquay Road West Arm to junction		1331	1608		20.8%	7.2	Fail	
Jurys Corner	Link Count Jurys Corner Newton Road Southbound		1133	1124		-0.8%	0.3	Pass
	Link Count Jurys Corner Newton Road Northbound		1240	1335		7.7%	2.6	Pass
	Link Count Jurys Corner Coffinswell Lane Westbound		49	50	1		0.1	Pass
	Link Count Jurys Corner Coffinswell Lane Eastbound		48	46	-2		0.3	Pass
	Link Count Jurys Corner Torquay Road Northbound		1206	1311		8.7%	3.0	Pass
	Link Count Jurys Corner Torquay Road Southbound		1136	1074		-5.5%	1.9	Pass
	Link Count Jurys Corner Barnhill Road Northbound		77	7	-70		10.8	Pass
Link Count Jurys Corner Barnhill Road Southbound		41	38	-3		0.5	Pass	
Kerswell Gardens	Link Count Kerswell Gardens Torquay Road Southbound		1171	1164		-0.6%	0.2	Pass
	Link Count Kerswell Gardens Torquay Road Northbound		1155	1244		7.7%	2.6	Pass
	Link Count Kerswell Gardens Riviera Way Northbound		962	906		-5.8%	1.8	Pass
	Link Count Kerswell Gardens Riviera Way Southbound		994	777		-21.8%	7.3	Fail
	Link Count Kerswell Gardens Hamelin Way Eastbound		727	710		-2.3%	0.6	Pass
	Link Count Kerswell Gardens Hamelin Way Westbound		711	743		4.5%	1.2	Pass

Overall Pass Rate

88%

Screenline Total	Northbound		2588	2615		1.0%	0.5	Pass
	Southbound		2575	2646		2.8%	1.4	Pass
Junction Totals	Penn Inn Total In		4726	5017	291		4.2	Pass
	Penn Inn Total Out		4726	5018	292		4.2	Pass
	Jurys Corner Total In		2465	2492		1.1%	0.5	Pass
	Jurys Corner Total Out		2465	2493		1.1%	0.6	Pass
	Kerswell Gardens Total In		2860	2780	-80		1.5	Pass
	Kerswell Gardens Total Out		2860	2764	-96		1.8	Pass

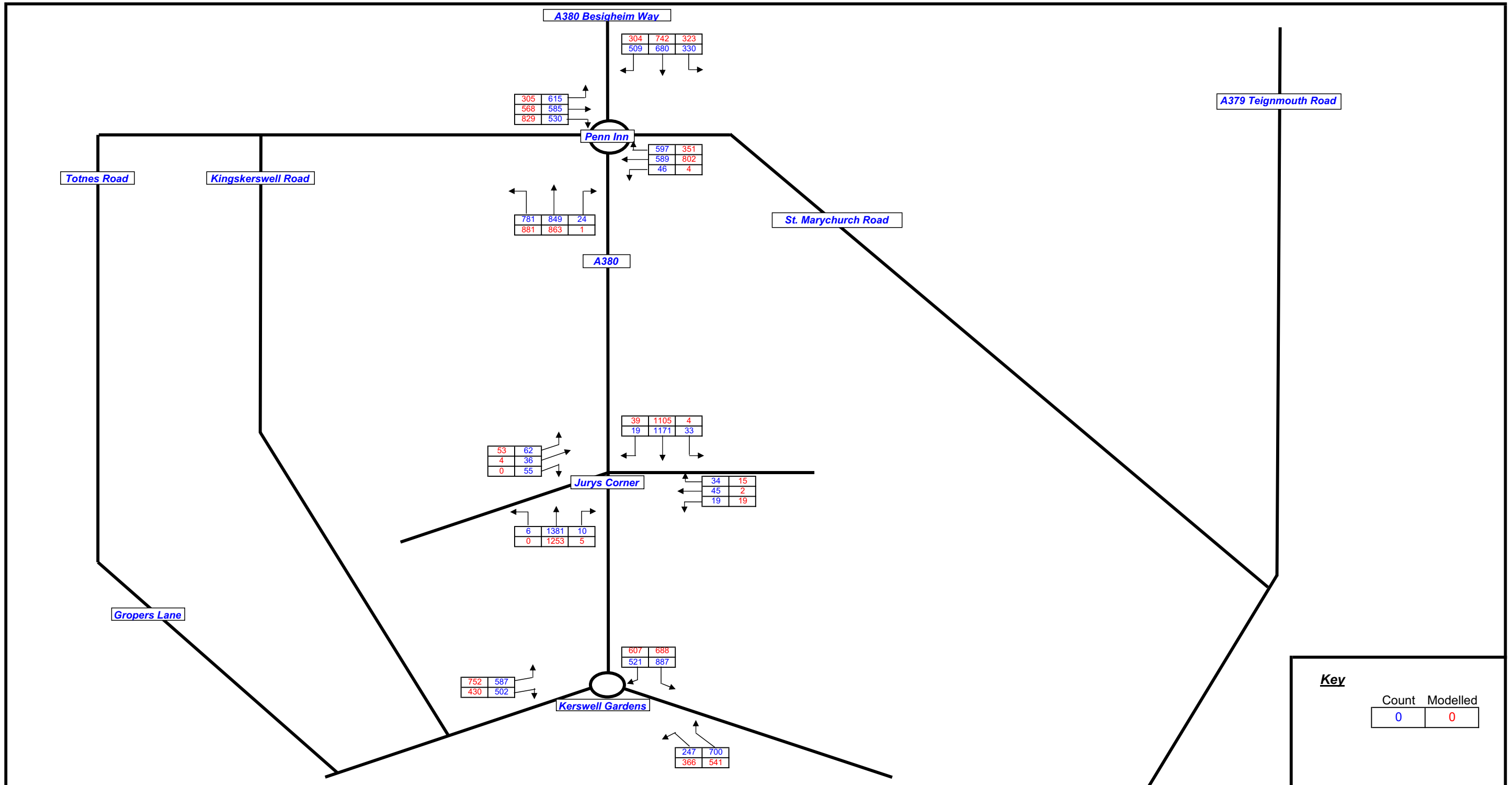
Figure 11.4: Link Validation Table: PM Peak

	Location	Traffic Flows		Difference in Flow			Overall Acceptability
		Count	Modelled	Absolute*	Percentage**	GEH	
Screenline	St Marychurch Road Southbound Link Count	907	788		-13.1%	4.1	Pass
	St Marychurch Road Northbound Link Count	357	436	79		4.0	Pass
	A379 Teignmouth Road Southbound Link Flow	585	598	13		0.5	Pass
	A379 Teignmouth Road Northbound Link Flow	704	611		-13.2%	3.6	Pass
	A380 Northbound Site 3	1190	1230		3.4%	1.1	Pass
	A380 Southbound Site 3	1218	1289		5.8%	2.0	Pass
	Kingskerswell Road Northbound Site 4	120	134	14		1.2	Pass
	Kingskerswell Road Southbound Site 4	618	574	-44		1.8	Pass
	Totnes Road Northbound Site B	537	469	-68		3.0	Pass
	Totnes Road Southbound Site B	705	719		2.0%	0.5	Pass
	Gropers Lane Northbound Site E	70	23	-47		6.9	Pass
	Gropers Lane Southbound Site E	218	202	-16		1.1	Pass
Penn Inn	Penn Inn A380 Besigheim Way North Arm from junction	1810	1233		-31.9%	14.8	Fail
	Penn Inn A380 Besigheim Way North Arm to junction	1867	2116		13.3%	5.6	Pass
	Penn Inn Shaldon Road from junction	1406	1373		-2.3%	0.9	Pass
	Penn Inn Shaldon Road to junction	872	893		2.4%	0.7	Pass
	Penn Inn A380 Torquay Road South Arm from junction	1449	1745		20.4%	7.4	Fail
	Penn Inn A380 Torquay Road South Arm to junction	1345	1489		10.7%	3.8	Pass
	Penn Inn A381 Torquay Road West Arm from junction	1488	1692		13.7%	5.1	Pass
	Penn Inn A381 Torquay Road West Arm to junction	2131	2013		-5.5%	2.6	Pass
Jurys Corner	Link Count Jurys Corner Newton Road Southbound	1337	1332		-0.4%	0.1	Pass
	Link Count Jurys Corner Newton Road Northbound	1274	1301		2.1%	0.8	Pass
	Link Count Jurys Corner Coffinswell Lane Westbound	51	55	4		0.5	Pass
	Link Count Jurys Corner Coffinswell Lane Eastbound	97	100	3		0.3	Pass
	Link Count Jurys Corner Torquay Road Northbound	1234	1319		6.9%	2.4	Pass
	Link Count Jurys Corner Torquay Road Southbound	1369	1264		-7.7%	2.9	Pass
	Link Count Jurys Corner Barnhill Road Northbound	166	39	-127		12.5	Fail
	Link Count Jurys Corner Barnhill Road Southbound	48	80	32		4.0	Pass
Kerswell Gardens	Link Count Kerswell Gardens Torquay Road Southbound	1544	1362		-11.8%	4.8	Pass
	Link Count Kerswell Gardens Torquay Road Northbound	1170	1311		12.1%	4.0	Pass
	Link Count Kerswell Gardens Riviera Way Northbound	1055	960		-9.0%	3.0	Pass
	Link Count Kerswell Gardens Riviera Way Southbound	1206	667		-44.7%	17.6	Fail
	Link Count Kerswell Gardens Hamelin Way Eastbound	833	980		17.6%	4.9	Pass
	Link Count Kerswell Gardens Hamelin Way Westbound	1029	1245		21.0%	6.4	Fail

Overall Pass Rate

85%

Screenline Total	Northbound	2978	2903	-75		1.4	Pass
	Southbound	4251	4170	-81		1.2	Pass
Junction Totals	Penn Inn Total In	6215	6511	296		3.7	Pass
	Penn Inn Total Out	6153	6043	-110		1.4	Pass
	Jurys Corner Total In	2788	2745	-43		0.8	Pass
	Jurys Corner Total Out	2788	2745	-43		0.8	Pass
	Kerswell Gardens Total In	3432	3302	-130		2.2	Pass
	Kerswell Gardens Total Out	3405	3223	-182		3.2	Pass



Key

Count	Modelled
0	0



Parsons Brinckerhoff Ltd
Carnegie House, Western Way, Exeter.
EX1 2DB

CLIENT/PROJECT
Devon County Council
Kingkerswell Bypass Reappraisal

TITLE
Summary of Observed and Modelled Turning Flows: AM
Peak

DATE
February 2007

SCALE
Not To Scale

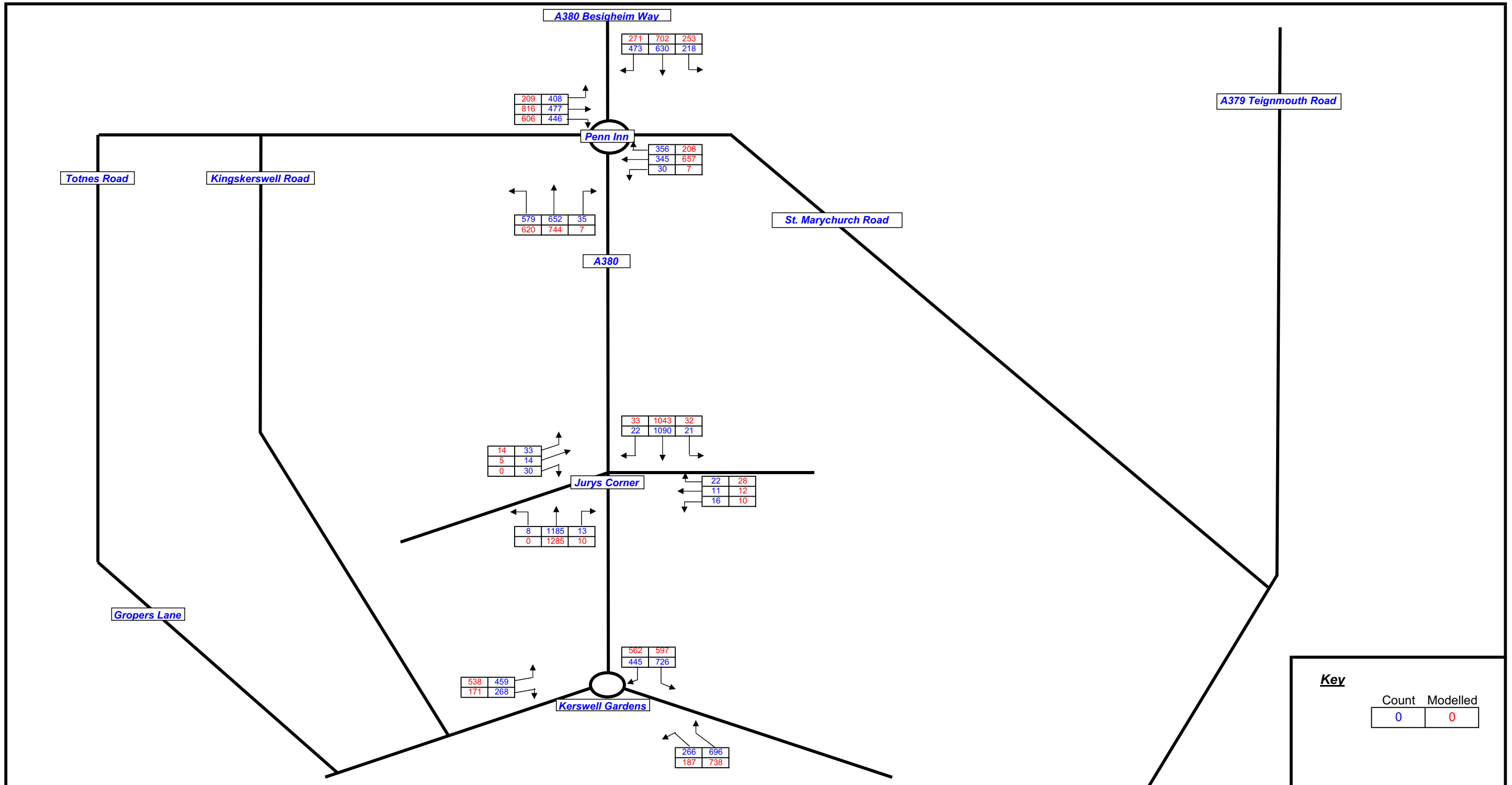
PRODUCED BY
ZP

CHECKED
KM

APPROVED
IB

Figure 11.5

© Copyright Parsons Brinckerhoff Limited



Key

Count	Modelled
0	0

PB PARSONS BRINCKERHOFF
 Parsons Brinckerhoff Ltd
 Carnegie House, Western Way, Exeter.
 EX1 2DB

CLIENT/PROJECT
 Devon County Council
 Kingskerswell Bypass Reappraisal

TITLE
 Summary of Observed and Modelled Turning Flows:
 Interpeak

DATE
 February 2007

SCALE
 Not To Scale

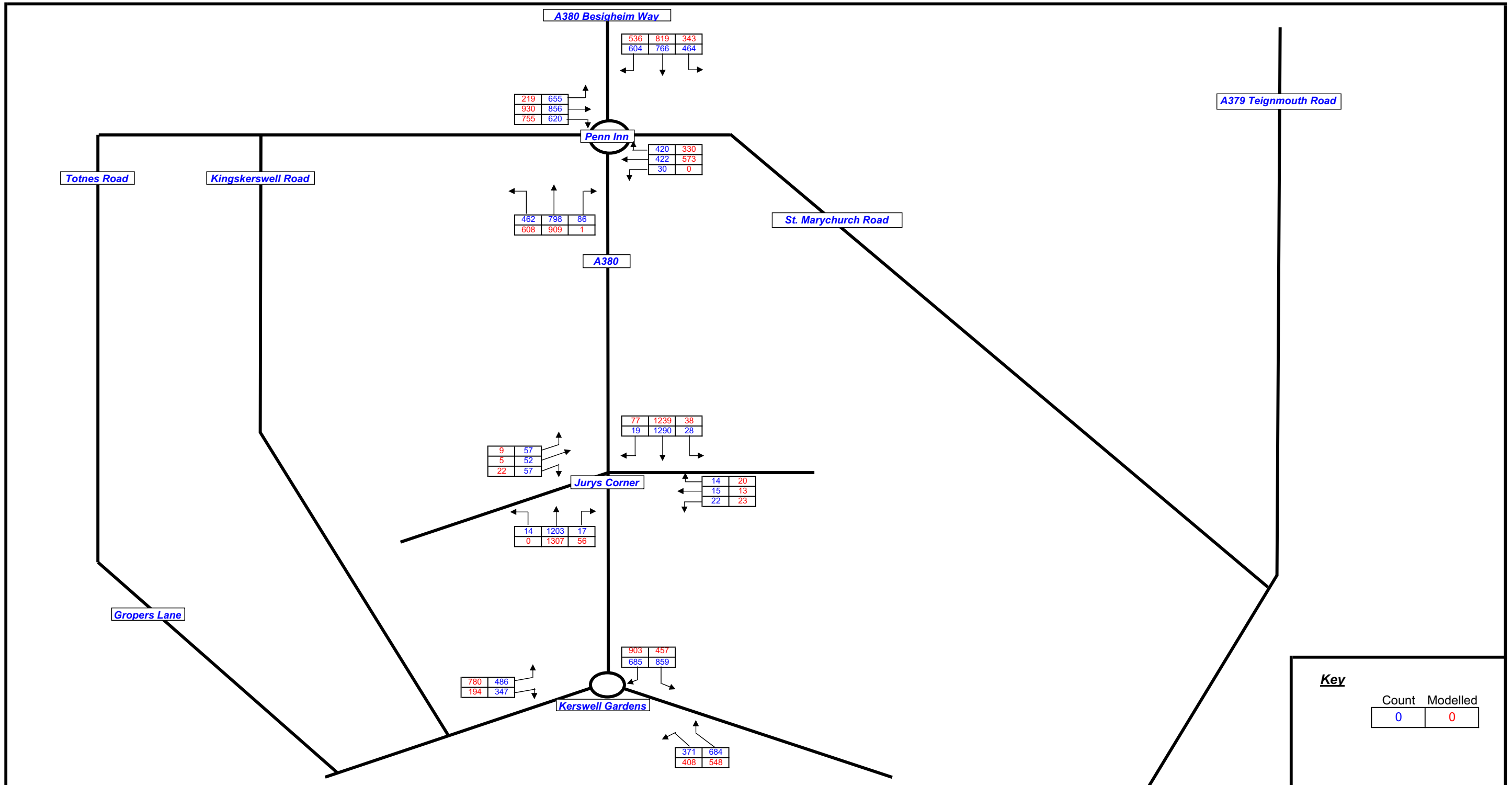
PRODUCED BY
 ZP

CHECKED
 KM

APPROVED
 IB

Figure 11.6

© Copyright Parsons Brinckerhoff Limited



Key

Count	Modelled
0	0

PB PARSONS BRINCKERHOFF
 Parsons Brinckerhoff Ltd
 Carnegie House, Western Way, Exeter.
 EX1 2DB

CLIENT/PROJECT
 Devon County Council
 Kingkerswell Bypass Reappraisal

TITLE
 Summary of Observed and Modelled Turning Flows: PM
 Peak

DATE
 February 2007

SCALE
 Not To Scale

PRODUCED BY
 ZP

CHECKED
 KM

APPROVED
 IB

Figure 11.7

© Copyright Parsons Brinckerhoff Limited