








STAGE 1			Comment	Weighting Low, High	Score	
Congestion	1a	Will it help to keep traffic moving			check	
	1b	Will it encourage modal shift			check	
	1c	Will it reduce or manage the need to travel			check	
	1d	Will it provide new transport capacity			check	
					Total	0
				Average	0	
				Total Score	N	
Delivering Accessibility	2a	For those without a car will it improve access to education			check	
	2b	For those without a car will it improve access to employment			check	
	2c	For those without a car will it improve access to healthcare			check	
	2d	For those without a car will it improve access to shopping / town centres			check	
	2e	For those without a car will it improve access to leisure opportunities			check	
	2f	Will it improve access for minority / vulnerable groups			check	
	2g	Will it improve levels of personal and / or community safety			check	
					Total	0
				Average	0	
				Total Score	N	
Making Roads Safer	3a	Will it help reduce casualties in disadvantaged communities			check	
	3b	Will it reduce casualties amongst children			check	
	3e	Will it reduce speed related casualties			check	
	3g	Will it help reduce casualties amongst motorcyclists			check	
	3h	Will it help reduce casualties amongst older people			check	
	3i	Will it help reduce casualties amongst occupants of motor vehicles			check	
	3j	Will it help reduce casualties amongst cyclists			check	
	3k	Will it help reduce casualties amongst pedestrians			check	
	3l	Will it help reduce casualties amongst horse riders			check	
					Total	0
					Average	0
				Total Score	N	
Improving Air Quality	4a	Has the scheme been assessed in terms of impact on air quality			check	
	4b	Will it improve air quality (transport-related pollutants as defined in UK Air Quality Strategy)			check	
	4c	Will it remove the need for an Air Quality Mangement Area			check	
	4d	Does it meet the objectives in the Action Plan			check	
	4e	Will it ensure that air quality problems are not created in adjoining areas			check	
	4f	Has its benefits been tested in accordance with district council's review and assessment process			check	
	4g	Will it reduce greenhouse gas emissions			check	
				Total	0	
				Average	0	
				Total Score	N	
Improving Recreation, Leisure and Tourism	5a	Will it benefit the tourism economy			check	
	5b	Improving choice of sustainable transport modes for visitors			check	
	5c	Improving access to information for visitors			check	
	5d	Will it protect and enhance the cultural heritage of Devon and recognise its importance as an economic asset			check	
				Total	0	
				Average	0	
				Total Score	N	
Promoting Health and Wellbeing	6a	Will it encourage physical activity			check	
	6b	Will it mitigate the impact of noise and light pollution on the population of Devon			check	
				Total	0	
				Average	0	
				Total Score	N	
Improving Public Spaces	7a	Will it contribute to the natural environment and historic heritage			check	
	7b	Will it improve the vitality of town centres/distinctive character of villages			check	
	7c	Will it maintain or improve the quality of urban public space			check	
	7d	Will it support the continued improvement of the public realm and promote the enjoyment of open spaces.			check	
	7e	Will it support the revitalization of deprived areas and regenerate Brownfield sites and disused buildings as a preference to developing new land			check	
					Total	0
				Average	0	
				Total Score	N	
STAGE 2			Comment	Weighting Low, High	Score	
Central Government Shared Priorities	1	Will it help raise standards in schools			check	
	2	Will it improve quality of life for older people and children, young people and families at risk			check	
	3	Will it promote healthier communities and narrowing health inequalities			check	
	4	Will it help create safer and stronger communities			check	
	5	Will it help transform our local environment			check	
	6	Will it meet local transport needs			check	
	7	Will it promote the economic vitality of localities			check	
					Total	0
				Average	0	
				Total Score	N	
Devon County Council Strategic Goals	1	Will it contribute towards achieving a prosperous Devon			check	
	2	Will it help create safer and stronger communities in Devon			check	
	3	Will it help promote a healthy and caring Devon			check	
	4	Will it help promote achievement through learning in Devon			check	
	5	Will it improve travel and communication in Devon			check	
	6	Will it help preserve Devon's environment, culture and heritage			check	
	7	Ensuring the County Council is a well managed local authority			check	
				Total	0	
				Average	0	
				Total Score	N	
Strategic Environmental Assessment	1	Will it maintain tranquillity and recognise landscape character and distinctiveness (not only in environmentally designated areas)			check	
	2	Will it sustain and enhance the extent and distinctive character of Devon's biodiversity and geological features			check	
	3	Manage and mitigate flood risk within Devon			check	
	4	Protect and Preserve the quality of river and coastal environments			check	
	5	In relation to designated sites of international, national or county importance, or sites with legally protected species: initially avoid impacts; otherwise reduce and compensate for impacts and seek opportunities for enhancement			check	
	6	Transport development within 300m of mean high water mark and flood plains must not increase flood risk			check	
				Total	0	
				Average	0	
				Total Score	N	

**STAGE 3**

<b>Scheme Title:</b>		<b>Lead Officer:</b>			
<b>Location / LSG area:</b>					
<b>Short Description</b>				<b>Date:</b>	
<b>Objective</b>	<b>What LTP Objective is the scheme primarily designed to address:</b>				
<b>Programme Area</b>	<b>Which Programme Area does the scheme correspond to:</b>				
<b>OBJECTIVE</b>	<b>NO.</b>	<b>TARGET</b>	<b>COMMENTS</b>	<b>WEIGHTING LOW, HIGH</b>	<b>SCORE</b>
 <b>Tackling Traffic Congestion</b>	Target 1.1	Prevent peak-time traffic growth in Exeter - Ensure that the number of vehicles travelling into the centre of Exeter at morning weekday peak times does not increase, from the 2003 baseline of 2277 total average trips between 7am and 10am over the period to 2011			check
	Target 1.2	Improve journey time reliability in Exeter, Barnstaple and Newton Abbot - Targets for journey time reliability in Exeter, Barnstaple and Newton Abbot will be set in the Final Devon Local Transport Plan 2006-2011 in March 2006 using the information supplied from the automatic number plate recognition systems			check
	Target 1.3	Increase bus patronage - Increase the total number of local bus journeys in Devon by 20% by 2010/11 from the 2003/04 baseline of 18.20 million journeys			check
	Target 1.4	Improve bus punctuality - Increase the punctuality of scheduled bus services to, and within, Exeter, Barnstaple and Newton Abbot to at least 90% punctuality by 2012/13 from the 2005/2006 baseline			check
	Target 1.5	Increase satisfaction with bus services - Increase the percentage of respondents to the user satisfaction survey satisfied with local bus services from the 2003/04 baseline of 54.75% to 75% by 2009/10			check
	Target 1.6	Increase the number of cycle trips - Increase the average number of daily cycle trips counted automatically at key locations in Exeter, Barnstaple and Newton Abbot by 55% by 2010/11 from the 2003/04 baseline			check
	Target 1.7	The number of passenger trips by bus in Devon as measured by BVPI 102 in addition to the number of Park and Ride passenger journeys and the number of passenger trips by train between stations within Devon and from all stations within Devon to stations in Plymouth, Torbay, Taunton and Calstock and Gunnislake in Cornwall			check
				<b>Congestion Total</b>	<b>0</b>
 <b>Delivering Accessibility</b>	Target 2.1	Improve access to service and facilities - a) Increase the percentage of households in Devon, from the 2004/05 baseline, with access to a daily public, community or voluntary transport service.			check
		b) Increase the % of households within 30 minutes total travel time of selected key services (education, employment, healthcare, shopping, leisure ) by public transport			check
				<b>Delivering Accessibility Total</b>	<b>0</b>
 <b>Making Roads Safer</b>	Target 3.1	Reduce road casualties - a) To achieve a 55% reduction in the number of people killed and seriously injured (KSI) on Devon's roads by 2010 measured against the baseline average of 514 for 1994-98. (This target is to reduce the number of casualties on Devon's roads below the level which Government set in the national road safety strategy.)			check
		b) To achieve a 50% reduction in the number of children under 16 years of age) killed or seriously injured by 2010 measured against the baseline average of 51 for 1994-98.			check
		c) To restrict the maximum increase in slight injury collisions on Devon's roads to 2% per annum until 2010.			check
				<b>Making Roads Safer Total</b>	<b>0</b>
 <b>Improving Air Quality</b>	Target 4.1	Reduce rate of growth in vehicle kilometres travelled in Devon -			check
	Target 4.2	Reduce local air pollution - A target, or targets, to reduce local air pollution will be set, in the Final Devon Local Transport Plan 2006-2011 for the Air Quality Management Areas in Devon.			check
	Target 4.3	Reduce the percentage of Devon's population exposed to high concentrations of key transport related pollutants. 4.1% in 2004/5 (SEA)			check
				<b>Improving Air Quality Total</b>	<b>0</b>
 <b>Improving recreation, leisure and tourism</b>	Target 5.1	Increased participation in walking, cycling and horse riding at named locations measured by type of user (based on LPSA2)			check
	Target 5.2	Increase in cycle trips along the Exe Estuary Cycle Route			check
	Target 5.3	Increase leisure trips on local bus and rail services			check
				<b>Improving Recreation, Leisure &amp; Tourism Total</b>	<b>0</b>
 <b>Promoting Health &amp; Well-Being</b>	Target 6.1	Increase healthy travel to school - The Final Devon Local Transport Plan 2006-2011 will set a target to increase healthy travel to school.			check
	Target 6.2	Increase the percentage of principle road network covered by low noise surfaces, such as stone mastic asphalt, 31% in 2004/05. Focusing on locations close to areas of significant human habitation.			check
	Target 6.3	The number of new people participating in walking for health and a measure of increased activity levels accruing from this participation			check
				<b>Promoting Health and Well Being Total</b>	<b>0</b>
 <b>Improving Public Spaces</b>	Target 7.1	% of residents in selected towns who consider there has been an improvement in the quality of their local environment			check
	Target 7.2	Maintain the number, extent and quality of Devon's historic assets			check
				<b>Improving Public Spaces Total</b>	<b>0</b>
<b>VfM scoring</b>			<b>Total. Add the 7 scores from each objective</b>	<b>0</b>	
			<b>Cost of scheme</b>		
			<b>Value for Money</b>	<b>#DIV/0!</b>	