





## SESSION 2

### AAC PROGRAMME WORKSHOP NOTES

The group should be divided into six and settled in their workshop area. Where the event is held in a school or community college up to 150 pupils can watch the event in an assembly hall etc and the return to their classrooms for the workshop event. Pupils then can return to the assembly hall for the final feedback session and conclusion of the drama presentation. A class teacher can act as a workshop facilitator and they may with the help of volunteers write up the key points that arise from the workshops on a whiteboard or flipchart. They should be asked the group facilitator to discuss the play and consider what may have happened to Hannah and what questions they could ask people. To help them do this worksheets are provided, details of which are below. The actors will need to be prepared to be "hotseated" and remain in character throughout the workshop process, notes on this follow.

- A Police Investigations Record Taking sheet is provided and a copy should be given to each group with a notepad to record their findings ready for feedback. This helps to focus the discussions. Each group will need a facilitator, which can be performed by a teacher but is also a role that can be very useful for workers from outside agencies to get involved in. A Facilitator's Sheet with notes is provided. The group facilitator will need to see the facilitator's notes BEFORE starting the workshop so they are well prepared.
- The Hand Card for each character and item of evidence helps the actors to know which group they should visit next. The Hand Cards are provided on one sheet and can be cut into a small card for each actor and for the person (often PC Williams) who will take the items of evidence to each group. They will all need to know the timings of the session. They should spend four minutes with each group, and there should be a two-minute break between each group. This continues until each group has seen all six things, after which they take ten minutes to sum up their findings and decide what has happened to Hannah.
- In the two-minute break, the groups will discuss their findings from the last character.
- There are several characters and items that will need to be investigated and the actors will need to prepare well for the questioning they will be subjected to. They must have their stories





straight and a good sense of what their character is like and what they would and wouldn't reveal under police questioning. The group must also prepare the physical items of evidence very carefully. The full list of what is required is below. Things such as addresses, telephone numbers, dates, occupations etc should be agreed by the whole group so that everyone has a good chance of remembering them and getting it right!

### 1. Emily Taylor

Emily is very upset by the disappearance of her friend, and is also at this point suffering from the effects of the alcohol she has drunk. She is also angry at Hannah for dancing with Phil, but plays down the importance of their argument if questioned about it. She can reveal how long she has known Emily; what good friends they are; what sort of things they like to do; the fact that Hannah has not got a boyfriend; that Hannah's parents are away for the night and some details of what happened at the party. She will need to know the same address and phone number as her mother and brother might reveal, also details of her Mum's job, and information about her father.


### 2. James Taylor

James is still a bit drunk and getting quite hungover. He is concerned about Hannah because he considers her as a second sister. He is not very impressed with Phil for dancing with Hannah, but doesn't think he meant any harm. He thinks Hannah has probably wandered off feeling ill, or maybe to meet other friends. He might be questioned quite a lot about Phil, what he is like, where he lives and so on. He will need to know details of Phil's life and things about his own family.

### 3. Mum (Susan Taylor)

Mum is very worried at this point. She was caring for Hannah whilst her parent's are away and also considers Hannah a second daughter. Emily and Hannah have been friends for a long time. She also feels guilty that this is happening whilst Hannah was in her care. She is often questioned about her car, the accident she noticed, and the fact that her daughter was able to nick wine from home, whilst her son is also able to go out and drink.





#### 4. Phil Sims

Phil does not know Hannah very well, and has only seen her a couple of times at James' house. He says that he was just joking around by dancing with her and that she is too young and he has no interest in her. He will be questioned about where he went after the party and people might be quite suspicious of him. He says he just went to get some food and then went home. He will need a home address to give to the police officers. He may be questioned on whether he has a girlfriend and other related matters.


#### 5. Handbag

Hannah's handbag has been left at the party, and things about her can be discovered by exploring it. The following items can be placed in the bag to create interest and talking points.

- A packet of the contraceptive pill prescribed to her – does this mean she is sexually active, or is she taking it for other medical reasons?
- Cigarettes – is Hannah a secret smoker? She is smoking well under age if so, does this reveal anything more about her?
- A small notebook with things scribbled across pages, such as *Emily loves \_\_\_\_\_? Hannah fancies \_\_\_\_\_?*; and on another page, *Sarah, 09777363163 – Cinema?* And similar notes.
- Her house key – she has freedom to come and go... but presumably cannot have let herself in after the party.
- Her wallet – she has no money on her. A fake ID card is also in her wallet along with cards for taxi numbers and old receipts etc.
- Her lipstick and other make-up and hair accessories
- Her mobile phone – which could have some interesting messages planted in it, but mainly shows that she cannot be contacted that way, or make contact.

#### 6. Diary Tape and Photo's

The tape is recording that has been found in the bedroom of Hannah Thurlow when the police search her home on the night of her disappearance and is recorded in her voice sometime recently (it should be less than two minutes in length). Hannah could be slightly drunk by the sound of her voice, she is quite giggly. The script mentions the following things:




- That this is her new tape diary
- That she has just come in from a night out with some new friends
- Emily does not know about the new friend Sarah
- Sarah's really cool and they've been out drinking and chatting to some boys
- She got someone's phone number whilst they were out, but doesn't think she will call him
- Emily's a great friend, but she's a bit of a baby, just wanting to go to dance class and stuff
- Various other things about her day, about going to school, and about her parent's
- Then, she hears her Mum coming up the stairs, so ends the diary entry for the day and it breaks into some recorded music.

The photo's have been developed from a camera found at the party and show the following things:

- Hannah and Emily together laughing
- Emily and Phil sharing a joke (outside)
- Hannah, outside and almost obscured from view by Phil's back so it is ambiguous whether they are kissing or not
- Emily and James at the party
- All the group together inside the party, and with other people
- James coming out of a bush very drunk doing up his fly having (probably) been urinating
- A selection of other photo's from the party if required...





## POLICE INVESTIGATIONS RECORD TAKING TASK

As police officers your task is to interview the witnesses and examine the evidence in order to work out what may have happened to Hannah Thurlow.

You will **only have 4-5 minutes** to interview each witness or examine each piece of evidence

### PROCEDURE


Feel free to note any information that you feel is relevant to this investigation in any of the boxes provided.

You may wish to bear in mind:

- To what extent each person is **responsible** for what has happened.
- Who has **broken the law** tonight and how
- Their behavior tonight and whether this was **affected by alcohol**
- Their opinions of and **relationships** with other people
- Whether they **disagree** with other witnesses
- What may have **led to Hannah's disappearance**

After seeing each person/piece of evidence you will have 2 minutes to note your findings on the pad provided.





**HAND CARDS**

Each of the six groups should be given a number from 1 to 6. The actors then have the card below that is relevant to their character and shows them the order in which they should visit the groups. PC Williams takes care of the items of evidence.

**EMILY**  
1  
6  
5  
4  
3  
2

**PHIL**  
5  
4  
3  
2  
1  
6

**SUSAN**  
4  
3  
2  
1  
6  
5

**BAG**  
3  
2  
1  
6  
5  
4

**JAMES**  
2  
1  
6  
5  
4  
3

**CASSETTE & PHOTOS**  
6  
5  
4  
3  
2  
1