

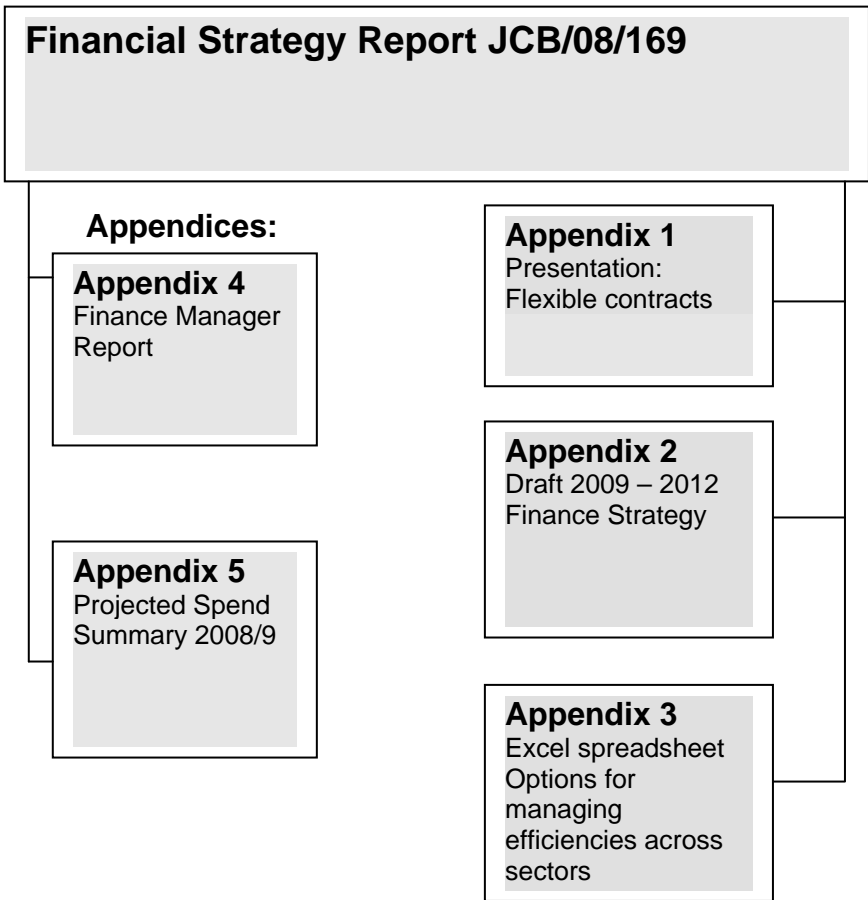
REPORT TO: JOINT COMMISSIONING BODY

REPORT FROM: HOUSING SUPPORT STRATEGIC PARTNERSHIP

DATE: 15th DECEMBER 2008

FINANCE REPORT

STUCTURE OF REPORT



REPORT TO: JOINT COMMISSIONING BODY

REPORT FROM: HOUSING SUPPORT STRATEGIC PARTNERSHIP

DATE: 15th DECEMBER 2008

FINANCE REPORT

RECOMMENDATIONS

The Joint Commissioning Body (JCB) to:

1. Appraise the new flexible contract arrangements used to administer winter pressures
2. Note Devon's changing pattern of need and investments at section 3 of the finance strategy at Appendix 2.
3. Note the Finance Manager Report and figures in Appendices 4 and 5.
4. Agree the recommendations at the end of this report

1. BACKGROUND

1.1 During 2007/8 Devon Supporting People has developed a range of measures to improve the financial management across the programme. The desired outcome is a more flexible range of procurement options than has been available to date, to support commissioners address changes in need and enable balanced end of year budgets. These developments have culminated in use of a new contractual approach towards administration of non-recurrent funds allocated to relieve winter pressures during 2008/9. Appendix One to this report is a presentation summarising the approach, and appraising its effectiveness.

1.2 The Government announced on 26th November 2008 that from April 2009 the ring-fence for the Supporting People programme will be removed. The funding will be paid to local authorities as a 'named' grant under Section 31 of the Local Government Act 2003 in a 'transition' year which will enable local authorities more freedom to allocate the funding according to local need. From April 2010 SPG will be placed into Area Based Grant, the allocation of which will be determined by Local Strategic Partnerships. The presentation at Appendix One to this report incorporates a summary of the key issues within this change.

2. ISSUES

2.1 The removal of the Ring Fence, and the move of the Supporting People Specific Grant into the Area Based Grant (ABG) substantially increases the case for Supporting People needing to adopt more flexible contract mechanisms. For instance, it will be less acceptable to carry over unspent funds from one financial year to another, or to issue block contracts that statically 'fix' investments in ways that disallow responses to changing patterns of need. The finance strategy at Appendix 2 to this report proposes applying the contracting approach used for winter pressures to the programme generally, starting with the Homelessness sector contract renewals from March 2009.

3. RECCOMENDATIONS

3.1 Agree the principles (Appendix 2 to this report, section one of the finance strategy) for negotiating entry into Area Based Grant

3.2 Agree the option for managing efficiencies needed by the programme between 2009/12, from the 3 options at the excel spreadsheet (Appendix 3 to this report). DCC and Supporting People Team favour option 2 – i.e. efficiencies to be shared equally between Homelessness, learning disability and mental health. Older persons and physical & sensory disability would be exempted from contributing efficiencies on the basis of under funding and unmet levels of need in this sector.

3.3 Agree to issue 3 year homelessness sector contracts in March 2009, but in a new flexible format, similar to that used for administration of winter pressures funds. In order to ensure the highest possible level of certainty for providers, each contract will state a minimum guaranteed block sum for each of the 3 years. This sum will be affordable in that it will correspond to whichever of the efficiency options at Appendix 3 of this report that is agreed at today's meeting.

Devon Supporting People Financial Strategy 2009 – 2012

Introduction & Executive Summary

Section One: Preparing the Specific Grant for Entry into Area Based Grant

Section Two: Supporting People Finance Strategy during the Transition Period, 2009 – 2012 Budget

Section Three: Joint Strategic Needs Assessment

Introduction & Executive Summary

This strategy's aim is to prepare the named grant of Supporting People for the new environment of Area Based Grant.

The environment of the Area Based Grant will bring a number of challenges and opportunities to the housing support sector, some of which have already been prepared for, along with others that are new or even still emerging.

Generally, there will be an expectation that future housing support contracts become based upon Joint Strategic Needs Assessments, as opposed to the legacy position arrived at through take up of Transitional Housing Benefit. Inflationary awards that the programme has previously managed internally, will need to become incorporated into any Area Based Grant decisions that are made. These decisions will inevitably bring greater expectations for the performance and costs of housing support, to better align with the criteria being applied to other Area Based Grant activities.

But preparing the Specific Grant for Area Based Grant supports the case for more flexible procurement systems. These systems will bring new opportunities for rewarding high performing providers, at the same time as allowing commissioners to budget much more effectively. Once the conditions for alignment and integration of services into Area Based Grant are agreed, housing support providers will benefit from greater consistency of procurement arrangements, which will help with their business planning and reduce bureaucracy.

This strategy sets out the principles for how the efficiencies needed within the housing support sector will be achieved, and proposes how by meeting the criteria for Area Based Grant, services users, providers and commissioners will benefit from a simpler, more joined up system of financial administration.

1. Preparing the Specific Grant for Entry into Area Based Grant

Principles for Devon's 2009/12 Finance Strategy

This strategy's proposal is that the Specific Grant of Supporting People will negotiate its way into the Area Based Grant over a 3 year period. The criteria for assessing whether it has met Devon's requirements for Area Based Grant activities will be based on the following 5 principles:

Investment led by Joint Strategic Needs Assessment

- 1.1 At any point in time housing support commissioners expect to be able to evidence a strong alignment between investments, and the needs of its communities. Shifts in any resource from one part of Devon to another, or from one type of need to another type of need must be preceded by appropriate public and community involvement.

High Performance Managed through Flexible Procurement

- 1.2 Commissioners expect to have the means of administering financial reward in return for high performance, alongside the means to avoid overpayment for underperformance. Equally, commissioners expect to have the means to quickly and simply commission additional service when it is needed and affordable.

The Housing Support Sector as an Accepted Value for Money Partner

- 1.3 At any point in time commissioners expect the housing support sector to be able to evidence benchmarking of unit costs that are comparable to other activities within Area Based Grant. Only after having successfully evidenced this, does the sector expect to be included within Area Based Grant inflationary uplift agreements.

All available Resources Working to Achieve Service User Outcomes

- 1.4 Through application of the above three principles, commissioners expect to prepare an annual budget that deploys all available resource, and does not incur under or over spend at each financial year end.

Ensuring housing support resources align to statutory duties of partners

- 1.5 Directing money at clients where partners have a statutory duty to house people with support needs.

2. Supporting People Finance Strategy during the Transition Period, 2009 – 2012 Budget

Overall purpose and Description of the 2009/2012 Budget Arrangements

2.1 The budget is designed to facilitate delivery of the principles at Section One of this strategy. The budget and contract framework behind it must therefore be capable of delivering the following features:

- Assuming joint commissioner agreement over any specific proposals, at least some proportion of investment across the programme is able to move from sector to sector in response to JSNA evidence, during the 3 year period.
- Assuming Housing Steering Group agreement over any specific proposals, at least some proportion of investment within each sector is able to move from a lower performing provider contract, to a higher performing provider contract, during the 3 year period.

2.2 The budget is designed to facilitate both the above bullet points, without expectation of any carry over from year to year.

2.3 The process for this will begin with changes to Supporting People provider contracts from March 2009. As each sector's current contracts expire, (Homelessness Sector March 2009) any renewals will be offered 3 year block contracts. However, these contracts will state an annually guaranteed amount that reduces by 10% over the total 3 year period. From years 2 and 3 onwards during the 3 year contract period these efficiencies will be used to:

- Introduce flexibility in managing the homelessness sector budget
- Create the potential for some level of investment to become reallocated from low performing provider to high performing provider
- Create the potential for some level of investment to move from sector to sector in response to any changes of need that become agreed by the JCB.
- Commission specific activities within the homelessness sector

2.4 Where the provider does not agree to sign the new contract conditions, the contract will be temporarily extended, whilst a tender exercise is prepared.

Calculating the Budgets for Each of the Programme's Sectors

2.5 In December 2007 Devon Supporting People received a grant announcement from Communities and Local Government (CLG) for 2008/09, 2009/10 and 2010/11 of £19,337,068, £19,337,068 and £19,158,803 respectively.

2.6 Devon Supporting People Financial Services Manager has prepared three options for how this calculation and decision for how sectorial allocations might be made. This is appendix 1 to this strategy.

Calculating the Budgets for Each of the Sectors Providers

2.7 Each sector having had their budget calculated, the Supporting People Team and housing steering groups will manage the development of detailed recommendations for each provider contract. The options will include:

- Introduction of a new Supporting People flexible contract
- Tender, re-design or decommissioning of some or all services.
- Managing the service in Integrated Health & Social Care contracts
- Rationalisation of similar groups of service type e.g. non- specialist floating support.

3. Section Three: Joint Strategic Needs Assessment

Re-alignment of resource pre 2008

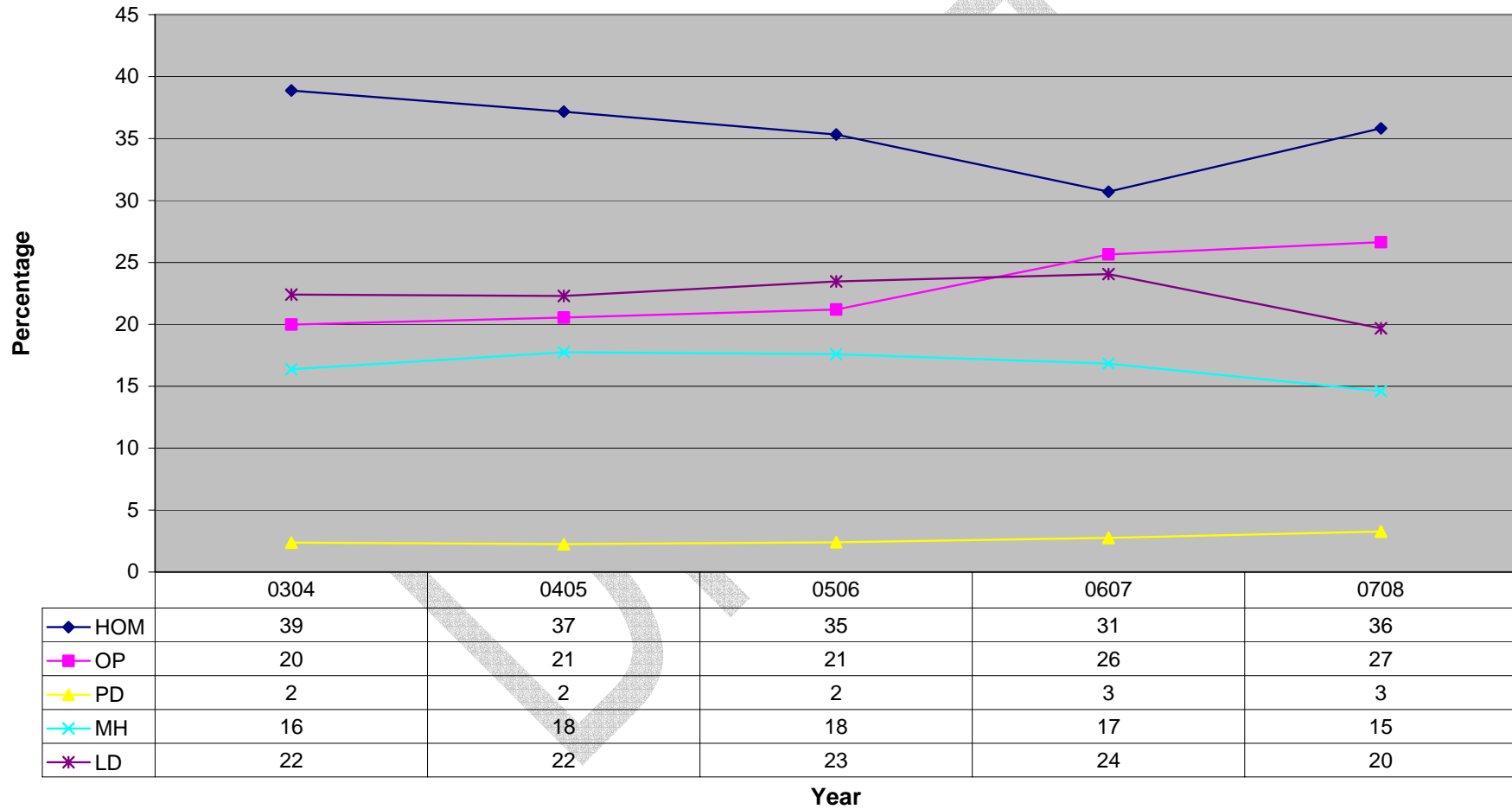
3.1 The Devon Supporting People programme has a history of having successfully re-aligned resources in response to strategic assessment. Examples of this are detailed on include:

- In 2003 – 2006 the programme exempted older persons sector from contributing to efficiency savings required to meet reductions in grant. The rationale for the decision to exempt older persons sector was based upon strategic assessment that concluded there was under provision and over demand in older person's services. As a result the proportional resource of the programme invested in older persons services grew from 20% to 25%.
- In 2003 – 2006 the programme re-designed the homelessness sector's profile of 70% accommodation based services 30% floating support services, to 50% accommodation based services 50% floating support services. In this way, service provision that was previously fixed to one geographical area become available to other areas, in response to changing patterns of need.
- In 2003 – 2006 the programme re-designed the learning disability sector's accommodation based services into floating support services. This allowed support services to reduce and withdraw when appropriate from 19 high cost household units, and become available to 35 household units across a wider geographical area. This change meant that service users were able to receive housing support in households that they had chosen to live in, as opposed to households they'd had to move to in order to receive a support package.

Re-alignment of resource post 2008

3.2 The Devon Supporting People programme has prepared a template structured around the principles of 28 towns/1 city; 3 localities, and 1 Devon. The template is currently being populated with all available supply data (finance, services), as well as a full range of relevant needs indices. In 2008/9 the template will be used to model new proposals for sectorial and geographical shift of resource, within the context of public and community involvement.

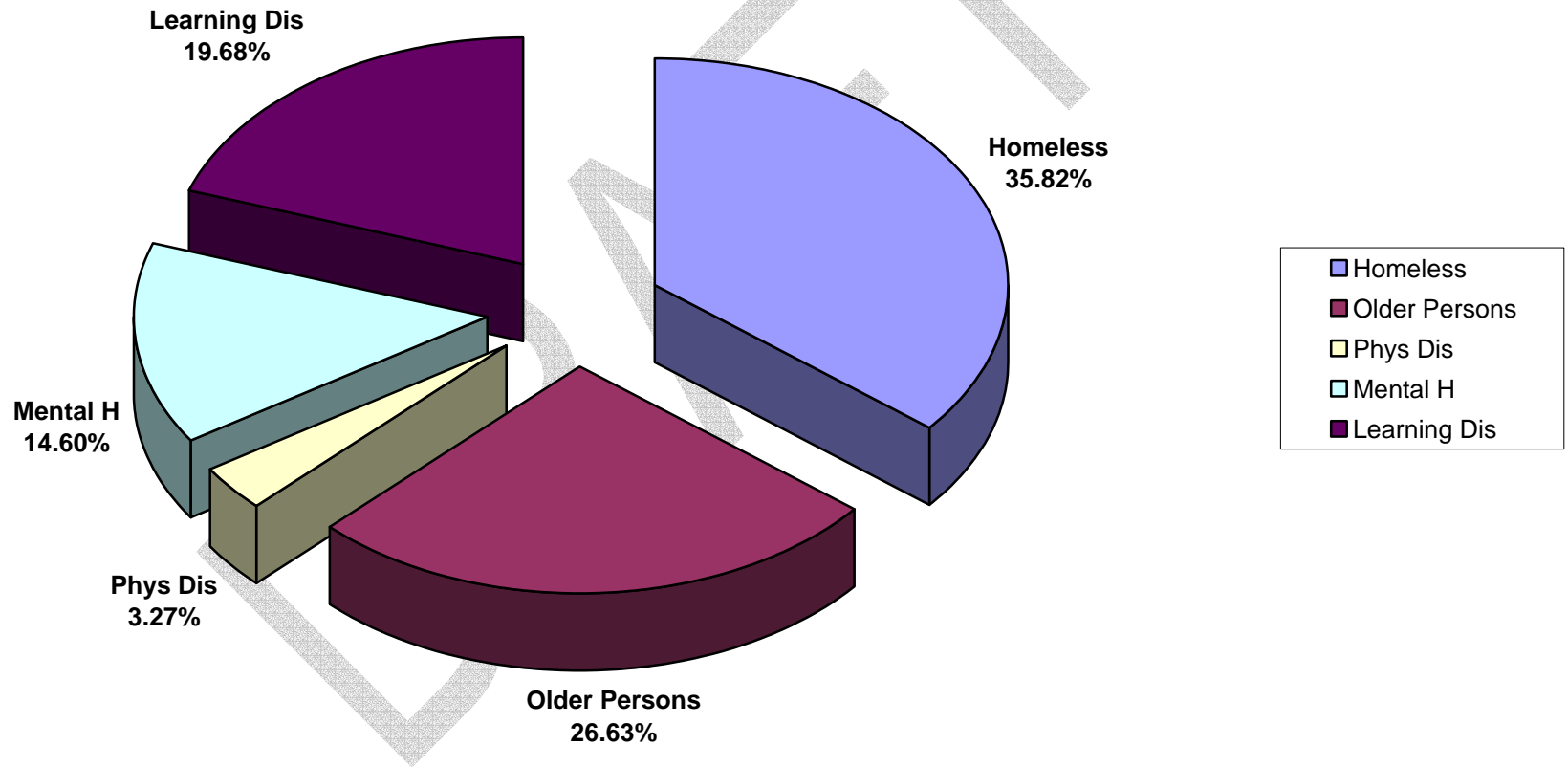
Supporting People Programme Spend Per Sector



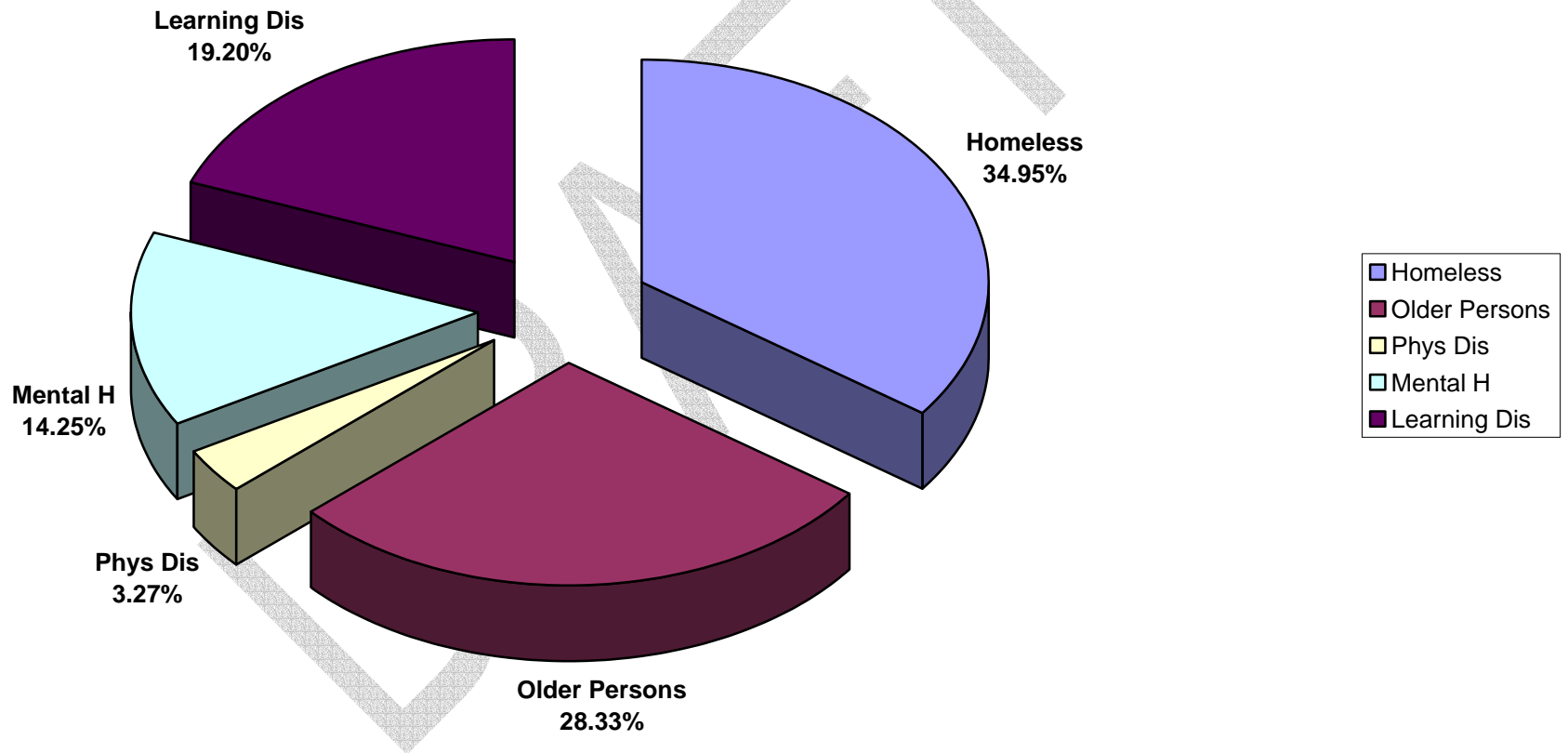
Supporting People Funding Split 2003-04



Supporting People Funding Split 2007-08



Supporting People Funding Split 2011-12



SP Estimated Reductions In Spend 2009-2012

Option 1

Permanent reductions applied across all Client Group

	<u>2009/2010</u>			<u>2010/2011</u>			<u>20011/2012</u>			
SP Grant	£19,337,068			£19,158,803			£19,158,803 (estimated)			
Underspend carried forward										
	<u>£19,337,068</u>			<u>£19,158,803</u>			<u>£19,158,803</u>			
	<u>09/10 including inflation at 2.5%</u>		<u>%</u>	<u>10/11 including inflation at 2.5%</u>		<u>%</u>	<u>11/12 including inflation at 2.5%</u>		<u>%</u>	
Homelessness	£6,604,443	(£200,614)	-2.9	£6,543,558	(£225,996)	-3.3	£6,543,558	(£163,589)	-2.4	(£590,199)
Learning Disabilities	£3,860,917	(£117,277)	-2.9	£3,825,324	(£132,116)	-3.3	£3,825,324	(£95,633)	-2.4	(£345,026)
Mental Health	£3,033,537	(£92,145)	-2.9	£3,005,570	(£103,805)	-3.3	£3,005,570	(£75,140)	-2.4	(£271,090)
Physical & Sensory	£705,519	(£21,431)	-2.9	£699,015	(£24,142)	-3.3	£699,015	(£17,475)	-2.4	(£63,048)
Older People	£5,132,652	(£155,907)	-2.9	£5,085,335	(£175,633)	-3.3	£5,085,336	(£127,133)	-2.4	(£458,673)
	<u>£19,337,068</u>			<u>£19,158,803</u>			<u>£19,158,803</u>			<u>(£1,728,036)</u>
Note: these are permanent year-on-year reductions			(£587,374)			(£661,692)			(£478,970)	(£1,728,036)

<u>Analysis</u>	<u>Yr</u>	<u>Perm reductions</u>
Est commitments for 3-year period 2009-12 with not changes	09/10	£587,374
	10/11	£602,058 (£58,7374 + 2.5%)
		£661,692
Indicative grant allocations for same period (inc £500k)	11/12	£617,110 (£587,374 + 2.5% + 2.5%)
		£678,234 (£661,692 + 2.5%)
		£478,970
		<u>£3,625,437</u>
		<u>£3,625,438</u>

SP Estimated Reductions In Spend 2009-2012

**Option 2
Permanebt reductions applied across Homeless, LD & MH sectors.**

	<u>2009/2010</u>		<u>2010/2011</u>		<u>20011/2012</u>		
SP Grant	£19,337,068		£19,158,803		£19,158,803 (estimated)		
Underspend carried forward							
	<u>£19,337,068</u>		<u>£19,158,803</u>		<u>£19,158,803</u>		
	09/10 including inflation at 2.5%		10/11 including inflation at 2.5%		11/12 including inflation at 2.5%		
		%		%		%	
Homelessness	£6,517,680	(£287,377) -4.2	£6,356,884	(£323,738) -4.8	£6,281,466	(£234,340) -3.6	(£845,455)
Learning Disabilities	£3,810,194	(£168,000) -4.2	£3,716,194	(£189,255) -4.8	£3,672,105	(£136,994) -3.6	(£494,249)
Mental Health	£2,993,685	(£131,997) -4.2	£2,919,828	(£148,699) -4.8	£2,885,188	(£107,636) -3.6	(£388,332)
Physical & Sensory	£726,950		£745,124		£763,752		
Older People	£5,288,559		£5,420,773		£5,556,292		
	<u>£19,337,068</u>		<u>£19,158,803</u>		<u>£19,158,803</u>		<u>(£1,728,036)</u>
Note: these are permanent year-on-year reductions		(£587,374)		(£661,692)		(£478,970)	(£1,728,036)

Analysis	Yr	Perm reductions
Est commitments for 3-year period 2009-12 with not changes	09/10	£587,374
	10/11	£602,058 (£587,374 + 2.5%)
		£661,692
Indicative grant allocations for same period (inc £500k)	11/12	£617,110 (£587,374 + 2.5% + 2.5%)
		£678,234 (£661,692 + 2.5%)
		£478,970
		<u>£3,625,438</u>
		<u>(£3,625,437)</u>

SP Estimated Reductions In Spend 2009-2012

Option 3

Permanent reductions applied across Homeless sector only.

	<u>2009/2010</u>		<u>2010/2011</u>		<u>20011/2012</u>	
SP Grant	£19,337,068		£19,158,803		£19,158,803 (estimated)	
Underspend carried forward						
	<u>£19,337,068</u>		<u>£19,158,803</u>		<u>£19,158,803</u>	
	<u>09/10 including inflation at 2.5%</u>	<u>%</u>	<u>10/11 including inflation at 2.5%</u>	<u>%</u>	<u>11/12 including inflation at 2.5%</u>	<u>%</u>
Homelessness	£6,217,683	(£587,374) -8.6	£5,711,433	(£661,692) -10.4	£5,375,249	(£478,970) -8.2 (£1,728,036)
Learning Disabilities	£3,978,194		£4,077,649		£4,179,590	£0
Mental Health	£3,125,682		£3,203,824		£3,283,920	£0
Physical & Sensory	£726,950		£745,124		£763,752	£0
Older People	£5,288,559		£5,420,773		£5,556,292	£0
	<u>£19,337,068</u>		<u>£19,158,803</u>		<u>£19,158,803</u>	<u>(£1,728,036)</u>
Note: these are permanent year-on-year reductions		(£587,374)		(£661,692)		(£478,970) (£1,728,036)

<u>Analysis</u>	<u>Yr</u>	<u>Perm reductions</u>
Est commitments for 3-year period 2009-12 with not changes	09/10	£587,374
	10/11	£602,058 (£587,374 + 2.5%)
		£661,692
Indicative grant allocations for same period (inc £500k)	11/12	£617,110 (£587,374 + 2.5% + 2.5%)
		£678,234 (£661,692 + 2.5%)
		£478,970
		<u>£3,625,438</u>
		<u>(£3,625,437)</u>

REPORT TO: HOUSING SUPPORT STRATEGIC PARTNERSHIP
REPORT FROM: SUPPORTING PEOPLE TEAM
DATE: 2nd December 2008

SUPPORTING PEOPLE FINANCIAL REPORT

RECOMMENDATIONS

The HSSP to:

- Note the current forecast spend reference the Programme Grant as at October 08 (1.1)
- Note the current position reference Funding Drawdown schedule (2.1).

1. BUDGETARY POSITION

1.1 Attached at appendix 6 can be found the current forecast spend , as at 31st October 08, appertaining to the 2008/09 Supporting People programme grant.

1.2 The total amount of funds available for the commissioning of Supporting People services in 2008/09 is **£20,733,732** this figure is made up as follows:

CLG Programme Grant allocation 08/09	£19,337,068
Funding received from ACS ref Devon C&R	£ 292,218
Accumulative R/F under spend as at 31/3/08	<u>£ 1,104,446</u>
	£20,733,732

1.3 As can be seen at the end of October we are forecasting an under spend in the region of £450k which represents 2.2% of the total funding available. During the last round of Governance meetings in September JCB agreed to set a maximum under spend limit for the year of £500k, the intention being this would be used to fund an inflationary increase in 2009/10 should we be permitted to roll-forward an under spend at year end.

1.4 Given the volatility associated with some Block Subsidy contracted services, in addition to which should any further delays / savings associated with the Funding Drawdown schedule (see 2 below)

materialise, it is possible the current forecast under spend could vary as we move towards the end of the financial year.

2 FUNDING DRAWDOWN SCHEDULE

- 2.1 Included within the current forecast spend are those approved schemes and 'one-off' items of expenditure contained within the Funding Drawdown schedule found at fig 1 attached.
- 2.2 As can be seen a 'traffic-light' system has been applied detailing the current perceived risk associated with each approved funding stream being fully utilised by the 31st March 09. Three schemes coloured red have subsequently been removed from the forecast spend as no cost will now be incurred.
- 2.3 One other scheme (Phys & Sensory Brokerage) has a red risk factor. This is on the basis that current brokerage commitments account for less than half the funding set aside for this pilot. Options are currently being explored as to how any 'savings' could be utilised. At this moment in time the forecast spend still includes this funding being spent in full. Also there are three other schemes coloured amber indicating there are concerns as to whether the associated funding will be fully drawn by the 31st March.

SUPPORTING PEOPLE FUNDING DRAWDOWN SCHEDULE 2008-09

Budgeted Cost £'000	Service	Responsible Officers	Draw Down Date		Spent as at Oct 08	On track	Expiry Date	Comments	Updates
56.5	BID7 Devon PCT - Speak Up! Check Up! Take Up Approved Non-Recurrent spend allocation	C Miller	Sep-08		£0	Y	30/09/2008	2nd instalment reference approved 07/08 'non-recurrent' spend allocation	This project is currently on track for fulfilling its proposed outcomes as contained within the original bid submission, approval to pay second instalment has now been given.
12	BID9 Carr-Gomm - New Options for the specification & provision of overnight cover in SP projects	L Spiers	Sep-08		£0	?	30/09/2008	Delay in starting this project. Funding approved as part of the 07/08 'non-recurrent' spend allocation No SP payments have been made	This bid is 'linked' to the St Barnabus service, hence the amber classification.
25	BID13 D&CHA - Development of web-based casework management system for Supp Housing	M Sillars	Sep-08		£0			Question mark as to whether SP will fund £25k Funding initially approved as part of the 07/08 'non-recurrent' spend allocation	M Sillars confirmed 7/8/08 the £25k SP funding commitment for this project will not be actioned.
30	BID16 DCC- ADVA - Domestic Abuse Development Officer - Housing	?	Sep-08		£0	Y	30/09/2008	Delay associated with recruitment. Post now filled £6k already paid in 07/08 balance of £30k c/s Funding initially approved as part of the 07/08 'non-recurrent' spend allocation	Delay initially centred upon recruitment, post was not filled until Feb 08. £6k was paid in 07/08, balance of £30k paid November 08.
238.9	BID31 - DCC - Wywuree Project	S Spratling	Dec-08		£139,439	?	31-Dec-08	Initial delays associated with recruitment Only £17k of the approved funding currently paid Funding initially approved as part of the 07/08 'non-recurrent' spend allocation	Provider has provided progress report and demonstrated that, despite a delay in start up the project is now operational. Provider anticipates increasing capacity over the coming months to take on additional referrals and to make up for the delayed start. A total of £139,439 has been paid since 1/4/08. A further progress report is to be submitted in Nov prior to the final payment being made.
35	BID32 EDDC Mobile Housing Related support to the Private Sector		Sep-08		£17,500	Y	30-Sep-08	Project did not commence until April 08 No SP payments have been made Funding initially approved as part of the 07/08 'non-recurrent' spend allocation	£17.5k has now been paid, approval to pay second instalment has now been given.
50	NCH - Balance of £100k funding reference the Family Intervention Project roll/forward to 2008/09	M Sillars L Spiers	Sep-08		£49,725	Y	30-Sep-08	SP contractual payments for £50k have been set up and will end on the 28th Sept 08.	£50k currently being paid via 4-weekly contractual payments, due to cease on 30 Sept 08 when current contract ends.
10	Living Options - Extended Individual Support Project	S Gubb	Jul-08		£10,000	Y	31-Jul-08	Funding of £21k for this project approved in 07/08 Project not completed by the 31/3/08. £11k paid in 07/08, balance of £10k c/f to 08/09	The remaining balance of £10k has now been paid.
457.4	To be funded from 07/08 Roll-Forward under spend								
75	Gypsies & Travellers	L Spiers	?		£0			Funding included within the 08/09 Programme Grant budget as a result of a previous JCB decision	Strategic review recommends that G&T needs to be picked up by existing service provision.
561	SWAST - Out of Hours Response Service	L Spiers	Mar-09		£280,500	Y	31-Mar-09	2 pilot areas commenced service in May, 3rd pilot area not yet started.	3 pilot areas up and running. 2 quarterly invoices have been received and paid.
50	Okehampton - Extra Care	A Golby?	Jan-09		£0			Funding included within the 08/09 Programme Grant budget as a result of a previous JCB decision	Development now started on site and is due for completion July 09. Assuming no slippage funding will be required from this date.
25	ACS - Advocacy Contract	M Sillars	Aug-08		£0	?	31/03/2009	SP's budgeted 08/09 contribution to the ACS Advocacy contract	SP Financial Management & Planning Group endorsed this funding commitment at its meeting of the 7/8/08.
230	P&S Brokerage	S Gubb	Mar-09		£37,079	N	31/03/2009	Budget included within the 08/09 Programme Grant for the purchase of P&S brokerage. In 07/08 approx half of the £225k allocation set aside was used.	Current Phys Dis 'spot' contracting commitments would indicate the £230k funding allocated will not be fully utilised. SP exploring further options with the Joint Strategic Commissioning Manager & Phys Dis partnership board as to how any saving could be used.
50	Opersons Winter Pressures Funding (08/09)	?	Mar-09		£0	?	31/03/2009	Funding included within the 08/09 Programme Grant budget as a result of a previous JCB decision	This funding is expected to be fully utilised, primarily centred upon 'Fuel Poverty'
150	Homeless Winter Pressures Funding (08/09)	L Spiers	Mar-09		£0	N/A	31-Mar-09	Assumption this funding will be fully utilised given the success achieved in 07/08	Homeless W/P payments totalling £149,912 have now been set up with selected Provider organisations.
224.9	Supported Lodgings	L Spiers	Mar-09		£86,305	?	31-Mar-09	Not all this funding was utilised in 2007/08	Allocated funding was not fully used in 07/08, currently awaiting updated details from CYPS as to expected take-up for the remainder of 08/09.
1,365.9	Budgeted within 08/09 SP Programme Grant								

	Allocated Funding will be utilised
	Risk that all allocated funding will be utilised
	Unlikely allocated funding will be utilised.

Supporting People Projected Spend Summary 2008-09



<i>District</i>	<i>Homelessness</i>	<i>Learning Disability</i>	<i>Mental Health</i>	<i>Older People</i>	<i>Phys_Sens Disability</i>	<i>Total</i>
East Devon	£354,825.16	£320,562.67	£144,019.20	£541,743.14	£220,633.75	£1,581,783.93
Exeter	£3,195,217.98	£367,506.94	£1,137,167.79	£612,078.52	£8,578.72	£5,320,549.95
Mid Devon	£335,447.14	£150,910.38	£146,057.98	£345,433.90	£85,894.79	£1,063,744.19
North Devon	£707,450.73	£65,184.03	£520,459.83	£647,766.19	£1,878.50	£1,942,739.28
South Hams	£226,766.12	£860,888.00	£122,949.02	£504,086.04	£0.00	£1,714,689.18
Teignbridge	£342,345.18	£572,245.86	£78,476.81	£561,041.64	£560.14	£1,554,669.63
Torrige	£107,157.65	£116,154.85	£0.00	£318,665.59	£0.00	£541,978.09
West Devon	£37,709.48	£145,077.29	£174,546.98	£250,892.95	£12,076.82	£620,303.52
Cross District	£1,415,542.90	£1,251,045.94	£783,423.44	£997,954.00	£143,492.75	£4,591,459.03
Client Conts	£0.00	£0.00	(£200.00)	(£5,250.00)	(£2,500.00)	(£7,950.00)
Recharge	£0.00	£0.00	(£40,945.00)	£0.00	£0.00	(£40,945.00)
Grant Payments	£42,000.00	£238,914.00	£0.00	£91,500.00	£0.00	£372,414.00
Other	£150,000.00	£0.00	£0.00	£636,000.00	£240,130.00	£1,026,130.00
Projected Spend	£6,914,462.34	£4,088,489.96	£3,065,956.04	£5,501,911.97	£710,745.47	£20,281,565.78
Budget	£7,002,552.00	£4,143,854.00	£3,049,315.00	£5,517,150.00	£709,146.00	£20,422,017.00
Over/(Underspend)	(£88,089.66)	(£55,364.04)	£16,641.04	(£15,238.03)	£1,599.47	(£140,451.22)

Bal of 07/08 R/F under spend	(£311,715.00)
Total Forecast under spend	(£452,166.22)
	(2.2%)

Total SP Programme Funding available 2008-09

08-09 CLG Grant	£19,337,068
08-09 ACS Funding Devon Care & R	£ 292,218
07-08 R/F Funding	£ 1,104,446
	£20,733,732