

Torrige

What do I get for my money?

How your money is
spent on local services

Torrige District Council **Devon County Council**
Devon & Cornwall Police Authority **Devon & Somerset Fire & Rescue Authority**



Working save you

Providing better-value quality services

All public services have to make big savings over the next few years. At the same time we must continue to provide vital local services and support the most vulnerable in our communities.

This means working harder than ever to cut costs and get the most from every penny we spend. By working together in partnership, we can use our budgets more effectively and deliver better value for money for everyone.

This booklet explains what services we provide and how much they cost.

Contents

- 4** Council tax help and advice
- 5** Working together

How your council tax is spent:

- 8** Devon County Council
- 10** Devon & Cornwall Police Authority
- 11** Devon & Somerset Fire & Rescue Authority
- 12** Torridge District Council
- 14** Towns with expenditure of over £140,000
- 15** Parish precepts



together to money




Every £1 of council tax you pay is shared in the following way for services:

9p to **Torrige District Council** for services like refuse collection and kerbside recycling, housing, planning, street cleaning, leisure

3p to **town and parish councils** for local amenities

10p to **Devon & Cornwall Police Authority** for law and order and crime reduction

5p to **Devon & Somerset Fire & Rescue Authority** for services like fire prevention, fire and rescue



73p to **Devon County Council** for services like:

- education
- roads
- care for the elderly and disabled
- child protection
- youth services
- libraries
- recycling centres and disposal of waste

This year for an average band D property your council tax will be £1,532.06. It is divided up like this:

Who gets your money? Your bill is divided up like this (band D)	Council tax £ (subject to rounding)	Increase this year
Devon County Council	1,116.36	0%
Torrige District Council	142.97	0%
Devon & Cornwall Police Authority	159.73	2%
Devon & Somerset Fire & Rescue Authority	73.92	3%
Town/parish councils *	39.08	8%

*The figure for the town/parish council is an average. What you pay will depend on your own town or parish council precept.

Council tax help and advice

Are you paying too much council tax? Don't pay more than you have to!

Discounts and exemptions

A full council tax bill is calculated on the assumption that there are two people over the age of 18 living in the property. If you are the only adult living in the home then the bill will be reduced by a quarter (25%).

Even if you do not live on your own, you may still be entitled to a discount because some people living with you may be exempt, for example full time students, patients resident in hospital or people being looked after in care homes.

If either you or someone who lives with you has a disability, and your home has been adapted to meet this need, you may qualify for a reduction in your council tax bill.

In some circumstances, council tax may not be payable at all. These include properties where ALL occupiers are students or have a severe mental impairment or are under the age of 18. Also if your property is unoccupied and unfurnished, it may qualify for up to six months exemption.

If you need further advice, please contact us on **01237 428900**.

Aged 60 or over?

Care Direct can also provide advice on whether you are receiving the help you are entitled to. Contact them on **0845 155 1007**.

On a low income or you have children?

Your bill may be reduced if you have a low income. To find out if you qualify and how we can help please call us or visit our website, see box below.

If you have children you might be eligible for tax credits. To find out more contact the tax credit helpline on **0345 300 3900** or visit **hmrc.gov.uk/TAXCREDITS**

Housing Benefit changes

If you rent your home from a private landlord (not a Housing Association), receive Housing Benefit and your claim is based upon Local Housing Allowance, there are important changes to the amount of benefit that can be paid to you from April 2011. For information about the changes and how they affect you, please contact Torridge District Council Benefits Team on **01237 428700** or email: **benefits@torridge.gov.uk**

Contact us

Phone: **01237 428700**

Email: **council.tax@torridge.gov.uk**

Or visit us online: **torridge.gov.uk**



Working together for local communities

Your councils, police and fire service are working together with local communities to create more efficient services, boost economic regeneration, and care for vulnerable people.

Regeneration and economic development

Torrige is driving forward economic regeneration with planned developments such as the East-the-Water Wharves leisure and retail site. Work will be starting soon to improve Bideford's Jubilee Square, and the Holsworthy AgriBusiness Centre project is underway.

In Westward Ho! the enhancement of the village green has given Torrige's 'jewel in the crown' a fresh new look.

The completed regeneration of Bideford harbour is already generating valuable income for the region, by securing a contract to ship timber from Torrige and North Devon forests.

Investing in affordable housing

Devon County Council in partnership with Torrige Council has contributed a total of £182,000 towards development of a new affordable housing scheme in Hartland.

The houses have a striking design that mirrors local trees which have been shaped by the prevailing onshore winds. The homes also feature Daikin air source heat pumps to help save on residents' heating costs, as well as protecting the local environment.

Other affordable housing schemes in Torrige have recently been developed in Holsworthy, St Giles in the Wood, Woolsery and Bucks Cross.



Investing in faster broadband to boost growth

Devon and Somerset County Councils have won more than £30 million from the government to roll out superfast broadband across the two counties. Devon County Council is contributing capital funds to that sum and is working to secure private sector investment, aiming for an extra £100 million from the industry which will contribute to the infrastructure delivering superfast broadband.

Businesses and communities are being asked to register their interest in receiving improved broadband connectivity, to show the private sector that there is real demand and to secure investment.

This is our one big opportunity to shape the future of our digital communications; it's vital everyone gets involved, registers their interest and helps get us connected and up to speed.

To find out more about getting connected visit: connectingdevonandsomerset.co.uk
Or you can call the survey hotline on **0844 4636887**.

Soccersafe event enjoyed by all

The annual Soccersafe event was held this year at Bideford College. The main attraction at the free event, organised by the Fire Service, police and District Council, is a football tournament for children aged between 8 and 13.

Professional coaching is provided and the event gives organisations the opportunity to provide children with personal safety and nutrition advice in a fun environment.

Next year, there are plans for a street dance routine involving Bideford firefighters and police officers.

New play area for Bideford

Children and families in Bideford and the surrounding area have benefited from a new all-inclusive play area for Victoria Park, which includes a wooden castle structure known as 'Bidefort'. The enhancements are thanks to £50,000 of grant money secured from Community Spaces, a Big Lottery

funding grant secured by the Parent Carers' Voice and Torridge District Council.

£12million in extra support for vulnerable people

Devon residents will benefit from an additional £12 million to provide extra support for vulnerable people living in their own homes.

Preventative services that help people avoid the need for hospital admission or more intensive care at a later date will receive a cash boost.

The County Council is expanding its social care reablement service, which provides short-term support to help people regain skills and manage tasks on their own, reducing the dependence on more regular or longer-term social care.

In addition, investment in new technologies and equipment will help vulnerable people with basic tasks so that they can continue to live a fuller life at home.

More efficient refuse collection

With so many new developments throughout Torridge, the District Council felt it was time to remodel refuse collection rounds to make them more efficient. A reduction of 10,000 road miles a year will mean huge savings for tax payers as well as lessening the impact on the environment.

Preserving the local environment

Kynochs Local Nature Reserve was officially opened last October, a move which will help

to protect this important area for future generations. The reserve boasts a substantial reed bed, which is a vital habitat for birds and invertebrates, and is also home to Torridge's largest salt marsh.

New 101 number for police

Devon and Cornwall Police has introduced **101**, a new telephone number for non-urgent crime, as part of an ongoing commitment to make it easier for the public to get in touch.

The public can call **101** when a crime has already happened, to give information about a crime, or to speak to a local officer.

Members of the community who are deaf, hard of hearing or have a speech impairment can textphone **18001 101** to contact the police in a non-emergency.

The number, which replaces **08452 777444**, can be called from anywhere in the country.



How your council tax is spent

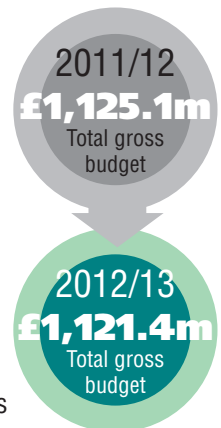
by Devon County Council 2012/13

Devon County Council plans to spend £1,121.391m (gross) this year on providing services to over 750,000 people in Devon. £795.202m (£800.974m 2011/12) of this comes from income we receive from government grants, fees and charges which leaves a council tax requirement of £326.189m (£324.1m 2011/12).

Within these figures is £0.282m (£0.256m 2011/12) relating to the Environment Agency Flood Defence Levy. This levy supports gross expenditure of £13.547m (£15.964m 2011/12). The change in the gross expenditure and levy is due to the Government Spending Review and national priorities of some projects. The total Local Levy raised has increased by 10%.

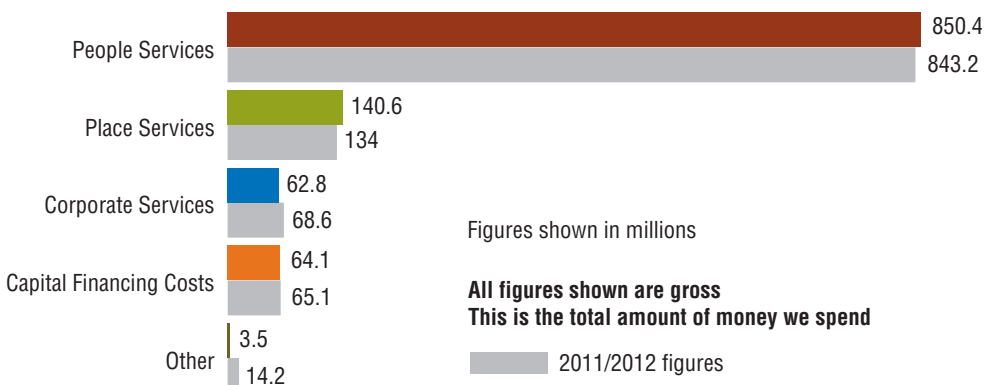
Changes in spending

The continued reduction in government funding means a further drop in financial resources from last year. However a one-off £8.2m grant from the Government to fund the council tax freeze will allow extra investment in care for the vulnerable and vital road maintenance. The council tax will remain frozen for the second year running which means a 0% rise in council tax and Band D remains unchanged at **£1,116.36**.



How does this compare to last year?

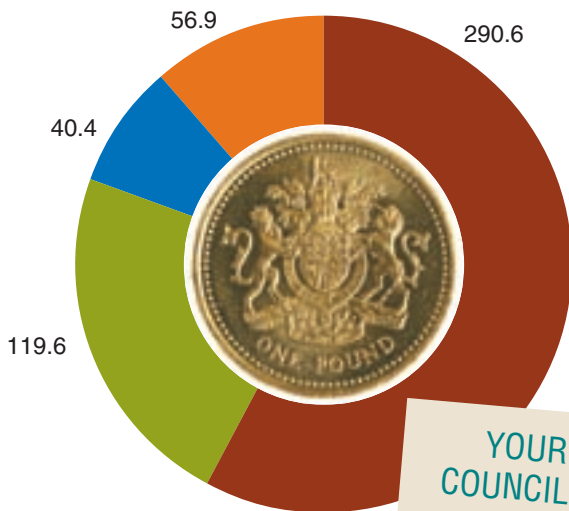
The graph below shows how our gross spending plans for 2012/13 compare to 2011/12.



Spending plans 2012/13

This page shows how we are planning to spend our budget this year on services covering the whole of Devon.

The chart and receipt below illustrates our spending in net figures. Net figures differ from gross figures because the net budget is the amount we spend, less any income from certain grants, charges and fees.



Figures shown in millions

The decrease in this year's budget is due to:

- Reduction in funding from government
- Cutting back office and management costs
- Rationalisation of buildings and office space

Item	£M
People Services	£290.6m
Including: education, care for the elderly and disabled, child protection and youth services	
Place Services	£119.6m
Including: libraries, roads, recycling centres and waste disposal	
Corporate Services	£40.4m
Other	£56.9m
Total for services	£507.5

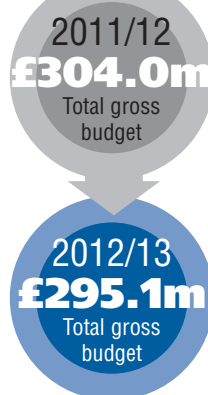
For more details: devon.gov.uk

How your council tax is spent

by Devon & Cornwall Police Authority 2012/13

The part of the council tax that covers police services will increase by 2% in 2012/13. As there was no rise in 2011/12, this increase means that, for a Band D property, the police element of the annual council tax bill will increase by £3.13 from £156.60 in 2010/11 to £159.73 in 2012/13. As most properties in Devon are Band C or below the majority of taxpayers will pay no more than £3 extra for policing in 2012/13.

Spending Plans	2011/12 (£ millions)	2012/13 (£ millions)
Gross Expenditure	304.0	295.1
Funding other than council tax		
Central government funding	-203.2	-190.2
Other income	-5.1	-6.6
Council tax requirement	95.7	98.3



2012/13 is the second year of a four year plan to reduce our spending by almost £50 million. This plan is based on a reduction in the number of police officers, as they retire or move to other forces. It also includes significant reductions in overheads and fewer police staff.

For 2012/13 the government offered the Police Authority a one-off grant of £2.9 million, equivalent to a 3% increase in council tax, to allow it to freeze the council tax. However the grant was for one year only.

With the existing requirement to save £50 million in mind, the Authority looked very carefully at the impact of losing this grant in future years. It concluded that it would seriously impact on the Force's ability to respond to calls, investigate crime and carry out local policing across all parts of Devon, Cornwall and the Isles of Scilly.

In order to minimise the future impact on policing services provided to local communities the Authority decided to decline the grant and raise the police precept by 2%, which is equivalent to a rise of six pence per week for a Band D property.

On 15 November 2012 you will be able to vote for your first Police and Crime Commissioner (PCC). This single directly elected individual will replace the Police Authority. Until then the Authority continues to influence the way Devon, Cornwall and the Isles of Scilly are policed. Find out more about PCCs and the preparation work on our website.

The Local Policing Plan will be available from 31 March on the Police Authority website:
dcpa.police.uk

How your council tax is spent

by Devon & Somerset Fire & Rescue Authority 2012/13

Devon & Somerset Fire & Rescue Authority is responsible for the governance arrangements for Devon & Somerset Fire & Rescue Service.

Spending Plans	2011/12 (£ millions)	2012/13 (£ millions)
Gross expenditure	79.6	82.2
Income from specific grants, fees and charges	(3.4)	(3.5)
Council tax freeze grant	(1.1)	(1.1)
Central government funding	(30.9)	(31.5)
Council tax requirement	44.2	46.1

2012/13
£82.2m
Total gross budget

2011/12
£79.6m
Total gross budget

Changes in spending

In 2012/13 the spending requirement for the Devon & Somerset Fire & Rescue Authority will be £2.4m more than in 2011/12. These changes are a result of the following:

Classification of Spend	Changes to expenditure (£ millions)	Changes to income (£ millions)
Contractual pay and price increases	1.4	(0.1)
Invest to save incentives & services/essential spending pressures	3.8	-
Budget savings	(1.2)	(0.4)
One-off provisions included in 2011/12 budget	(1.1)	-
Total changes	2.9	(0.5)

The Authority requires a council tax level of £73.92 for a Band D household. This represents an increase of 3% compared to the 2011/12 figure.

Changes to the Fire Service

Whilst the Fire Service grant allocation for 2012/13 has seen a small increase, the Government has announced more severe reductions in 2013/14 and 2014/15. For more information on how the Authority intends to deliver significant reductions by those years, view our Draft Corporate Plan at dsfire.gov.uk

How your council tax is spent

by **Torrige District Council**
2012/13

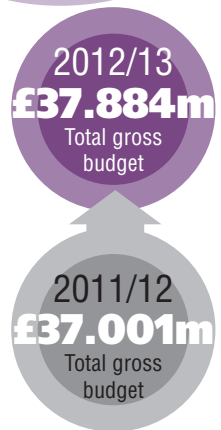
Torrige District Council plans to spend £37.884m (£37.001m 2011/12) this year on providing services. £34.418m (£33.581m 2011/12) of this comes from income we receive from grants and fees and charges which leaves a council tax requirement of £3.466m (£3.420m 2011/12).

Changes in spending

The Council faces additional costs of housing benefits and coping with homelessness. Savings have been made by reducing staffing, from a new leisure management contract and other reductions. These have enabled funds to be allocated towards capital projects and to meet other development opportunities.

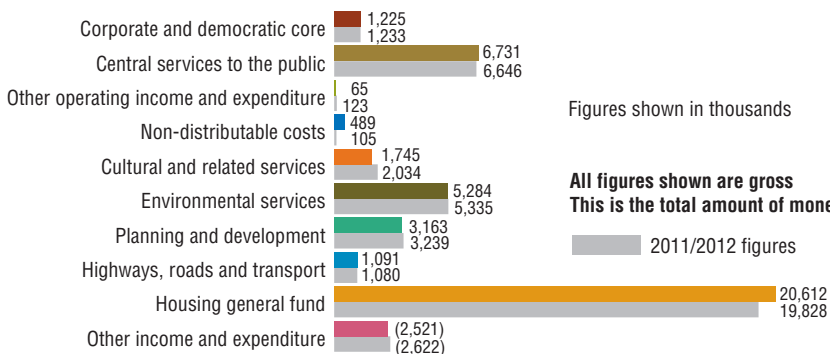
Effect on the net budget

Although the Council faces increased costs it is able to keep its council tax at the same level. It will receive government grant towards the cost of housing benefits plus other government grants. Also it is using it's reserves and there are additional properties in the district.



How does this compare to last year?

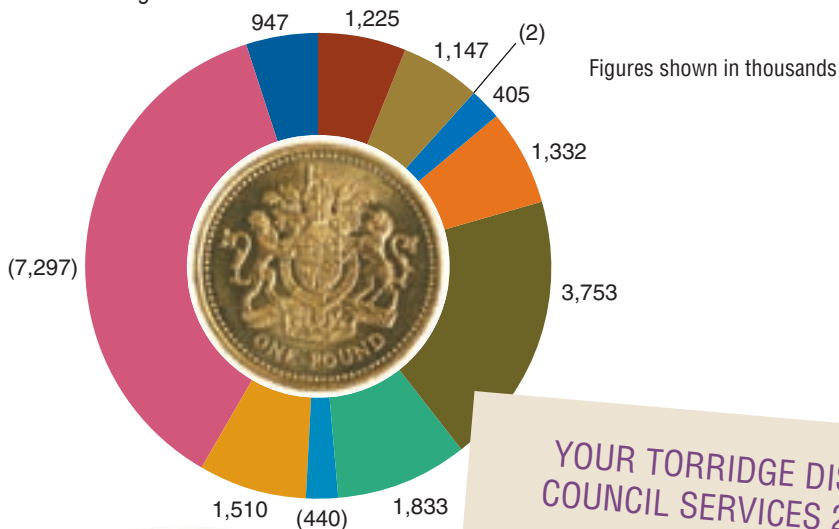
The graph below shows how our gross spending plans for 2012/13 compare to 2011/12.



Spending plans 2012/13

This page shows how we are planning to spend the budget this year on local services. This includes money we collect for parish and town councils in the area for services they provide.

The chart and receipt below illustrates our spend in net figures. Net figures differ from gross figures because the net budget is the amount we spend, less any income from fees, charges and certain grants.



YOUR TORRIDGE DISTRICT COUNCIL SERVICES 2012/13

Item	(£000)
Corporate and democratic core	1,225
Central services to the public	1,147
Other operating income and expenditure	(2)
Non distributable costs	405
Cultural and related services	1,332
Environmental services	3,753
Planning and development	1,833
Highways, roads and transport	(440)
Housing general fund	1,510
Other income and expenditure	(7,297)
Parishes	947
Total for services	4,413

For more details: torridge.gov.uk

Budgets for town councils

with expenditure of over £140,000

Torrige has two large town councils with budgets over £140,000. Below are tables showing how much they intend to spend this year compared to last year.

Bideford Town Council	2011/12 Gross Expenditure	2012/13 Gross Expenditure	2011/12 Net Expenditure	2012/13 Net Expenditure
Finance & Administration	161	152	161	152
Services	184	216	182	214
Total	345	368	343	366

Mrs Heather Blackburn. Mayor's Office, Town Hall, Bideford, Devon EX39 2HS
townclerk@bideford-tc.gov.uk

Northam Town Council	2011/12 Gross Expenditure	2012/13 Gross Expenditure	2011/12 Net Expenditure	2012/13 Net Expenditure
Finance & Administration	66	77	66	77
Services	110	105	66	82
Total	176	182	132	159

Mrs M J Mills. Council Offices, Windmill Lane, Northam, North Devon EX39 1BZ
townclerk@northamtc.eclipse.co.uk


Parish precepts and council tax

Parish	2011/12 precept £	2012/13 precept £	2012/13 band D tax £
Abbotsham	4,900	12,500	57.84
Abbots Bickington	0	0	0.00
Alverdiscott & Huntshaw	3,410	3,530	20.31
Alwington	1,050	1,500	9.65
Ashreigney	4,200	4,300	21.16
Ashwater	6,500	6,825	23.53
Beaford	5,124	5,124	26.61
Bideford	343,000	365,733	68.05
Black Torrington	4,000	3,800	18.01
Bradford & Cookbury	4,000	4,000	17.99
Bradworthy	10,500	10,500	24.81
Bridgerule	7,691	7,816	28.36
Broadwoodwidger	5,500	6,500	29.07
Buckland Brewer	1,000	1,000	3.44
Buckland Filleigh	1,800	2,100	37.59
Bulkworthy	175	175	5.82
Clawton	3,400	3,500	29.94
Clovelly	4,000	4,000	24.29
Dolton	12,300	12,300	33.50
Dowland	0	0	0.00
East & West Putford	1,400	1,400	11.00
Frithelstock	3,500	3,750	24.22
Great Torrington	116,189	116,189	65.22
Halwill	9,263	12,523	38.14
Hartland	12,000	21,000	29.00
High Bickington	9,600	9,600	24.73
Hollacombe	0	0	0.00
Holsworthy Hamlets	9,000	9,000	24.94
Holsworthy Town	44,553	47,355	45.42


Parish	2011/12 precept £	2012/13 precept £	2012/13 band D tax £
Huish	0	0	0.00
Landcross & Littleham	3,650	3,650	18.42
Langtree	6,600	6,600	22.22
Little Torrington	2,000	2,000	12.50
Luffincott & Tetcott	1,388	1,388	22.27
Merton	4,000	4,400	36.47
Milton Damerel	2,350	2,350	13.21
Monkleigh	1,700	1,700	11.47
Northam	131,650	158,594	30.59
Newton St Petrock	0	0	0.00
Pancrasweek	1,250	1,500	17.00
Parkham	10,000	10,000	31.00
Peters Marland	1,100	1,100	13.59
Petrockstowe	3,000	3,500	20.22
Pyworthy	4,750	4,988	17.54
Roborough	1,150	2,400	21.53
Shebbear	12,244	12,221	32.45
Sheepwash	2,400	2,400	23.43
St Giles-on-the-Heath & Northcott	8,650	8,650	36.78
St Giles in the Wood	4,800	4,800	19.90
Sutcombe	3,800	3,500	27.31
Thornbury	1,200	2,000	17.39
Virginstow	0	0	0.00
Weare Giffard	4,000	4,200	25.71
Welcombe	1,600	1,600	18.77
Winkleigh	13,500	13,500	20.60
Woolsery	11,669	11,669	24.36
Yarnscombe	2,500	2,750	21.58

Torridge District Council

01237 428700


 customer.services@torridge.gov.uk

 torridge.gov.uk


 Torridge District Council,
Riverbank House,
Bideford EX39 2QG


Devon County Council

0845 155 1015

 customer@devon.gov.uk

 devon.gov.uk


 The Information Centre,
Devon County Council, County Hall,
Topsham Road, Exeter EX2 4QD

 Follow us on Twitter
twitter.com/devoncc

Devon & Cornwall Police Authority

Police non-emergency: **101**

(Textphone 18001 101 if you are deaf, hard
of hearing or speech impaired)


 devon-cornwall.police.uk

Spending and budget enquiries:

01392 225555

 dcpa.police.uk


 [polauth@devonand
cornwall.pnn.police.uk](mailto:polauth@devonandcornwall.pnn.police.uk)


 Devon & Cornwall Police Authority,
Endeavour House, Woodwater Park,
Pynes Hill, Exeter, EX2 5WH

Devon & Somerset Fire & Rescue Authority

01392 872200

 comments@dsfire.gov.uk

 dsfire.gov.uk

 Devon & Somerset Fire & Rescue
Authority HQ, The Knowle,
Clyst St George, Exeter EX3 0NW

**This booklet is available on request
in large print, Braille or audio.**

If English is not your first language, we can also
arrange for it to be produced in another language.

Phone **0845 155 1015**

 **recycle**
printed on recycled paper



Devon & Cornwall
Police Authority



DEVON &
SOMERSET
FIRE & RESCUE SERVICE

Devon
County Council 