

East Devon

What do I get for my money?

How your money is spent on local services



East Devon District Council **Devon County Council**
Devon & Cornwall Police Authority **Devon & Somerset Fire & Rescue Authority**



Working save you

Providing better-value quality services

All public services have to make big savings over the next few years. At the same time we must continue to provide vital local services and support the most vulnerable in our communities.

This means working harder than ever to cut costs and get the most from every penny we spend. By working together in partnership, we can use our budgets more effectively and deliver better value for money for everyone.

This booklet explains what services we provide and how much they cost.

Contents

- 4** Council tax help and advice
- 5** Working together

How your council tax is spent:

- 8** Devon County Council
- 10** Devon & Cornwall Police Authority
- 11** Devon & Somerset Fire & Rescue Authority
- 12** East Devon District Council
- 14** Towns with expenditure of over £140,000
- 15** Parish precepts

Front cover: Children at Sidmouth celebrate a new set of play equipment at The Ham, which they and their parents helped to choose.



together to money



Every £1 of council tax you pay is shared in the following way for services:



This year for an average band D property your council tax will be **£1507.18**. It is divided up like this:

Who gets your money? Your bill is divided up like this (band D)	Council tax £ (subject to rounding)	Increase this year
Devon County Council	1,116.36	0%
East Devon District Council	121.78	0%
Devon & Cornwall Police Authority	159.73	2%
Devon & Somerset Fire & Rescue Authority	73.92	3%
Town/parish councils *	35.39	4%

*The figure for the town/parish council is an average. What you pay will depend on your own town or parish council precept.

Council tax help and advice

Are you paying too much council tax? Don't pay more than you have to!

Discounts and exemptions

A full council tax bill is calculated on the assumption that there are two people over the age of 18 living in the property. If you are the only adult living in the home then the bill will be reduced by a quarter (25%).

Even if you do not live on your own, you may still be entitled to a discount because some people living with you may be exempt, for example full time students, patients resident in hospital or people being looked after in care homes.

If either you or someone who lives with you has a disability, and your home has been adapted to meet this need, you may qualify for a reduction in your council tax bill.

In some circumstances, council tax may not be payable at all. These include properties where ALL occupiers are students or have a severe mental impairment or are under the age of 18. Also if your property is unoccupied and unfurnished, it may qualify for up to six months exemption.

If you need further assistance, please contact us on **01395 517 446**.

Aged 60 or over?

Care Direct can also provide advice on whether you are receiving the help you are entitled to. Contact them on **0845 155 1007**.

On a low income or you have children?

Your bill may be reduced if you have a low income. To find out if you qualify and how we can help please call us or visit our website, see box below.

If you have children you might be eligible for tax credits. To find out more contact the tax credit helpline on **0345 300 3900** or visit **hmrc.gov.uk/TAXCREDITS**

Housing Benefit changes

If you rent your home from a private landlord (not a Housing Association), receive Housing Benefit and your claim is based upon Local Housing Allowance, there are important changes to the amount of benefit that can be paid to you from April 2011. For information about the changes and how they affect you, please contact East Devon District Council benefits team on **01395 517 446** or email: **benefits@eastdevon.gov.uk**

Contact us

Phone: **01395 517 446**

Email: **revenues@eastdevon.gov.uk**

Or visit us online at:
www.eastdevon.gov.uk



Working together for local communities

Your councils, police and fire service are working together with local communities to create more efficient services, boost economic regeneration, and care for vulnerable people.

Building homes and jobs for the future

Exeter and East Devon Growth Point is a long-term partnership between Devon County Council, East Devon District Council, Exeter City Council and the private sector, which aims to provide skilled employment opportunities for local residents.

The programme is expected to deliver around 20,000 new homes and over 25,000 jobs across the area over the next 15 to 20 years, with a value of well over £1 billion.

The partnership will help to deliver a complete package of supporting measures, including improved transport infrastructure and a low carbon district heating network.

Significant progress to date includes the new Redhayes Bridge across the M5.

Residents of the new Cranbrook community should move in later this year and the first job opportunities, including those at the new world-class Science Park, should be advertised soon after.

Investing in faster broadband to boost growth

Devon and Somerset County Councils have won more than £30 million from the government to roll out superfast broadband across the two counties. Devon County Council is contributing capital funds to that sum and is working to secure private sector investment, aiming for an extra £100 million from the industry which will contribute to the infrastructure delivering superfast broadband.

Businesses and communities are being asked to register their interest in receiving improved broadband connectivity, to show the private sector that there is real demand and to secure investment. This is our one big opportunity to shape the future of our digital communications; it's vital everyone gets involved, registers their interest and helps get us connected and up to speed.

To find out more about getting connected visit: connectingdevonandsomerset.co.uk
Or you can call the survey hotline on: **0844 4636887**.

Celebrating our Jurassic heritage - together

Improvement work on the Jurassic Coast gateway at Orcombe Point in Exmouth started in November 2011 and the results will be enjoyed by locals and holidaymakers this summer.

The £400,000 scheme will improve the welcome for visitors, providing interpretation features like the sail-shaped totem, and environmental enhancements to celebrate Exmouth's status as the western gateway to the World Heritage Site.

The development was carried out on behalf of Devon County Council, in partnership with EDDC, Exmouth Town Council, the National Trust and Clinton Devon Estates, and in liaison with the Jurassic Coast and South West Coast Path Teams.

Early work was concentrated on the existing Geoneedle, with later phases involving the zig-zag path and Foxholes car park and highway works at Queen's Drive.



New 101 number for police

Devon and Cornwall Police has introduced **101**, a new telephone number for non-urgent crime, as part of an ongoing commitment to make it easier for the public to get in touch.

The public can call **101** when a crime has already happened, to give information about a crime, or to speak to a local officer.

Members of the community who are deaf, hard of hearing or have a speech impairment can textphone **18001 101** to contact the police in a non-emergency.

The number, which replaces **08452 777444**, can be called from anywhere in the country.

Cycle race boost to economy

Exmouth and East Devon came out big winners when the Devon Stage of The Tour of Britain treated crowds to some thrilling action in late summer sunshine in September 2011.

Organisers of the event praised Stage Five of Britain's premier cycle race in Devon as the best ever. The Stage started in Exeter and went the 'long way round' to the finish in Exmouth, taking in Dartmoor and Crediton on the way.

It was the first time that Devon County Council had hosted an entire stage in the county, although the race passed through Sidmouth in 2010. In the months running up to this year's event, EDDC chaired planning meetings as representatives of the district, county and town councils worked together to gain the maximum benefit from this prestigious event.

According to an independent report, an additional £3.1 million was spent in the county on the day of the Devon stage, and more than half a million TV viewers in the UK watched the highlights on ITV4.



Charity marathon raises thousands

Exmouth firefighters raised an incredible £10,000 for charity in a 24-hour fundraising marathon during August last year. Crews raised the money for the Fire Fighters Charity and Macmillan Cancer Support through an open day at the fire station, a 14-tonne fire engine pull along Exmouth seafront and a 24-hour endurance challenge. The endurance event saw 12 firefighters, wearing full kit and breathing apparatus, complete two-hour stints on a cross trainer placed initially at the open day, then at Devon Cliffs Holiday Park and finally overnight in the Strand gardens.

Students 'teach' elders about computers

Technology can help elderly and disabled residents living in sheltered accommodation to stay independent in their homes for longer. EDDC's Housing Support Services team has been working hard to raise the profile of computers and the internet among this section of the community. Their Silver Surfers events are proving a real winner, especially with the help of youngsters from local schools including Exmouth Community College.

How your council tax is spent

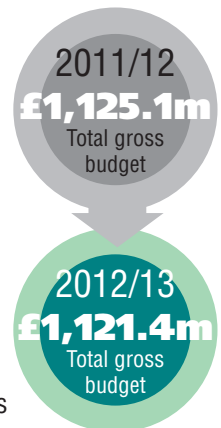
by Devon County Council 2012/13

Devon County Council plans to spend £1,121.391m (gross) this year on providing services to over 750,000 people in Devon. £795.202m (£800.974m 2011/12) of this comes from income we receive from government grants, fees and charges which leaves a council tax requirement of £326.189m (£324.1m 2011/12).

Within these figures is £0.282m (£0.256m 2011/12) relating to the Environment Agency Flood Defence Levy. This levy supports gross expenditure of £13.547m (£15.964m 2011/12). The change in the gross expenditure and levy is due to the Government Spending Review and national priorities of some projects. The total Local Levy raised has increased by 10%.

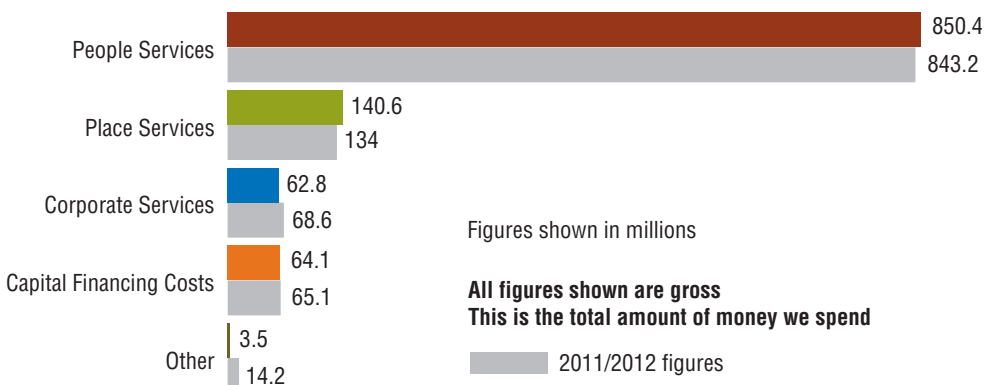
Changes in spending

The continued reduction in government funding means a further drop in financial resources from last year. However a one-off £8.2m grant from the Government to fund the council tax freeze will allow extra investment in care for the vulnerable and vital road maintenance. The council tax will remain frozen for the second year running which means a 0% rise in council tax and Band D remains unchanged at **£1,116.36**.



How does this compare to last year?

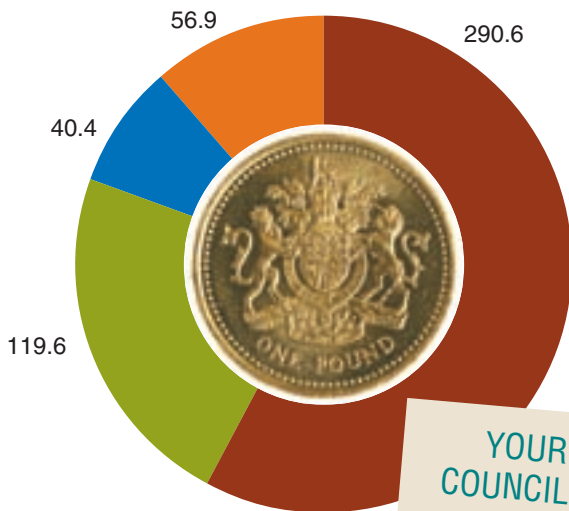
The graph below shows how our gross spending plans for 2012/13 compare to 2011/12.



Spending plans 2012/13

This page shows how we are planning to spend our budget this year on services covering the whole of Devon.

The chart and receipt below illustrates our spending in net figures. Net figures differ from gross figures because the net budget is the amount we spend, less any income from certain grants, charges and fees.



Figures shown in millions

The decrease in this year's budget is due to:

- Reduction in funding from government
- Cutting back office and management costs
- Rationalisation of buildings and office space

Item	£M
People Services	£290.6m
Including: education, care for the elderly and disabled, child protection and youth services	
Place Services	£119.6m
Including: libraries, roads, recycling centres and waste disposal	
Corporate Services	£40.4m
Other	£56.9m
Total for services	£507.5

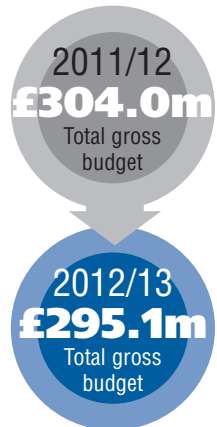
For more details: devon.gov.uk

How your council tax is spent

by **Devon & Cornwall Police Authority 2012/13**

The part of the council tax that covers police services will increase by 2% in 2012/13. As there was no rise in 2011/12, this increase means that, for a Band D property, the police element of the annual council tax bill will increase by £3.13 from £156.60 in 2010/11 to £159.73 in 2012/13. As most properties in Devon are Band C or below the majority of taxpayers will pay no more than £3 extra for policing in 2012/13.

Spending Plans	2011/12 (£ millions)	2012/13 (£ millions)
Gross Expenditure	304.0	295.1
Funding other than council tax		
Central government funding	-203.2	-190.2
Other income	-5.1	-6.6
Council tax requirement	95.7	98.3



2012/13 is the second year of a four year plan to reduce our spending by almost £50 million. This plan is based on a reduction in the number of police officers, as they retire or move to other forces. It also includes significant reductions in overheads and fewer police staff.

For 2012/13 the government offered the Police Authority a one-off grant of £2.9 million, equivalent to a 3% increase in council tax, to allow it to freeze the council tax. However the grant was for one year only.

With the existing requirement to save £50 million in mind, the Authority looked very carefully at the impact of losing this grant in future years. It concluded that it would seriously impact on the Force's ability to respond to calls, investigate crime and carry out local policing across all parts of Devon, Cornwall and the Isles of Scilly.

In order to minimise the future impact on policing services provided to local communities the Authority decided to decline the grant and raise the police precept by 2%, which is equivalent to a rise of six pence per week for a Band D property.

On 15 November 2012 you will be able to vote for your first Police and Crime Commissioner (PCC). This single directly elected individual will replace the Police Authority. Until then the Authority continues to influence the way Devon, Cornwall and the Isles of Scilly are policed. Find out more about PCCs and the preparation work on our website.

The Local Policing Plan will be available from 31 March on the Police Authority website:
dcpa.police.uk

How your council tax is spent

by Devon & Somerset Fire & Rescue Authority 2012/13

Devon & Somerset Fire & Rescue Authority is responsible for the governance arrangements for Devon & Somerset Fire & Rescue Service.

Spending Plans	2011/12 (£ millions)	2012/13 (£ millions)
Gross expenditure	79.6	82.2
Income from specific grants, fees and charges	(3.4)	(3.5)
Council tax freeze grant	(1.1)	(1.1)
Central government funding	(30.9)	(31.5)
Council tax requirement	44.2	46.1



Changes in spending

In 2012/13 the spending requirement for the Devon & Somerset Fire & Rescue Authority will be £2.4m more than in 2011/12. These changes are a result of the following:

Classification of Spend	Changes to expenditure (£ millions)	Changes to income (£ millions)
Contractual pay and price increases	1.4	(0.1)
Invest to save incentives & services/essential spending pressures	3.8	-
Budget savings	(1.2)	(0.4)
One-off provisions included in 2011/12 budget	(1.1)	-
Total changes	2.9	(0.5)

The Authority requires a council tax level of £73.92 for a Band D household. This represents an increase of 3% compared to the 2011/12 figure.

Changes to the Fire Service

Whilst the Fire Service grant allocation for 2012/13 has seen a small increase, the Government has announced more severe reductions in 2013/14 and 2014/15. For more information on how the Authority intends to deliver significant reductions by those years, view our Draft Corporate Plan at dsfire.gov.uk

How your council tax is spent

by **East Devon District Council**
2012/13

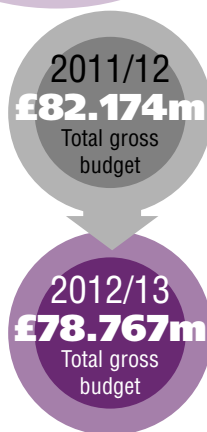
East Devon District Council plans to spend £78.767m (gross) this year on providing services. £71.752m (£75.224m 2011/12) of this comes from income we received from grants and fees and charges which leaves a council tax requirement of £7.015m (£6.950m 2011/12).

Changes in spending

The council's net budget after income has decreased by £0.667m due in the main to one off asset review costs and lower Leisure East Devon contract costs. Savings have been made to enable the council tax band D to remain unchanged for a 3rd year at £121.78 and to meet reductions in government funding.

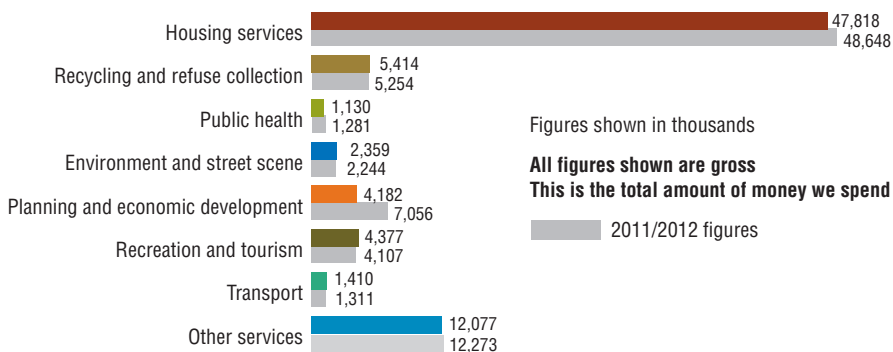
The decrease in this year's gross budget is due to:

Housing revenue account (HRA) debt repayments having replaced the higher cost of HRA subsidy payments. Reduction in Growth Point project due to peak project costs in 2011/12.



How does this compare to last year?

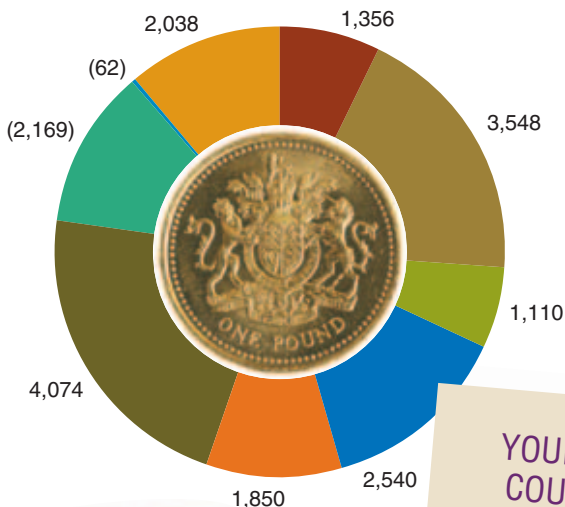
The graph below shows how our gross spending plans for 2012/13 compare to 2011/12.



Spending plans 2012/13

This page shows how we are planning to spend the budget this year on local services. This includes money we collect for parish and town councils in the area for services they provide.

The chart and receipt below illustrates our spend in net figures. Net figures differ from gross figures because the net budget is the amount we spend, less any income from fees, charges and certain grants.



YOUR EAST DEVON DISTRICT COUNCIL SERVICES 2012/13

Item	(£000)
Housing services	1,356
Recycling and refuse collection	3,548
Public health	1,110
Environment and street scene	2,540
Planning and economic development	1,850
Recreation and tourism	4,074
Transport	(2,169)
Other services	(62)
Net budget	12,247
Parish precepts	2,038
Total for services	14,285

For a more detailed breakdown of our services, please visit: eastdevon.gov.uk

Budgets for town councils with expenditure of over £140,000

East Devon has four large town councils with budgets over £140,000.

Below is a table showing how much they intend to spend this year compared to last year.

Exmouth Town Council	2011/12 Gross Expenditure	2012/13 Gross Expenditure	2011/12 Net Expenditure	2012/13 Net Expenditure
Staff & administration	173	146	162	129
Accommodation	31	42	31	33
Grants	21	21	21	21
Town management	75	66	35	50
Direct service delivery	154	173	151	171
Total	454	448	400	404

Mr Colin Poole - Town Clerk. Exmouth Town Council, Town Hall, St Andrews Road, Exmouth EX8 1AW
01395 276 167 townclerk@exmouth.gov.uk www.exmouth.gov.uk

Sidmouth Town Council	2011/12 Gross Expenditure	2012/13 Gross Expenditure	2011/12 Net Expenditure	2012/13 Net Expenditure
Administration	111	106	89	92
Property	72	78	64	70
Public conveniences	27	27	27	27
Other services	123	155	122	154
Total	333	366	302	343

Christopher Holland, Sidmouth Town Council, Woolcombe House, Woolcombe Lane, Sidmouth EX10 9BB
01395 512424 enquiries@sidmouth.gov.uk www.sidmouth.gov.uk

Council Tax for Sidmouth Town Council will increase by a nominal amount of £4.89 pa amounting to £47.89 pa at Band D.

The majority of this increase is to be used for two new projects: (i) The Manor Pavilion (£25,000) and (ii) The Diamond Jubilee (£5,000). The Town Council has otherwise managed to balance its budget whilst maintaining all its services.

Seaton Town Council	2011/12 Gross Expenditure	2012/13 Gross Expenditure	2011/12 Net Expenditure	2012/13 Net Expenditure
Staff & administration	81	67	81	63
Amenities	49	76	43	33
Grants	52	34	52	34
TIC	17	15	15	14
Other services	13	105	13	153
Taken from reserves			-7	-100
Total	212	297	197	197

Tony Le Riche, Seaton Town Council, Town Hall, Fore St, Seaton, EX12 2LD
01297 21388 townclerk@seaton.gov.uk www.seaton.gov.uk

Honiton Town Council	2011/12 Gross Expenditure	2012/13 Gross Expenditure	2011/12 Net Expenditure	2012/13 Net Expenditure
Council services	71	90	55	70
Grants to local organisations	31	17	31	17
Council expenses	12	11	11	10
Staffing	72	79	51	52
Premises and admin	20	19	20	19
Total	206	216	168	168

Mrs Lyn Hargood, Town Clerk. Honiton Town Council, New Street, Honiton EX14 1EY
01404 42957 townclerk@honiton.gov.uk www.honiton.gov.uk

Parish precepts and council tax

Parish	2011/12 precept £	2012/13 precept £	2012/13 band D tax £	Parish	2011/12 precept £	2012/13 precept £	2012/13 band D tax £
All Saints	7,200	7,900	31.35	Huxham	0	0	0
Awliscombe	3,000	3,000	13.22	Kilmington	11,500	11,500	28.47
Axminster	110,750	135,510	52.40	Luppitt	12,000	11,000	52.13
Axmouth	6,300	6,700	27.02	Lypstone	30,576	35,000	41.03
Aylesbeare	6,500	6,500	24.62	Membury	3,800	3,500	12.82
Beer	15,000	15,000	22.09	Monkton	3,000	3,000	38.96
Bishops Clyst	15,144	15,147	28.10	Musbury	4,950	4,950	19.88
Bramford Speke	6,000	6,000	37.74	Netherexe	0	0	0
Branscombe	6,750	7,000	20.90	Newton Poppleford	37,500	37,500	39.89
Broadclyst	36,990	47,390	40.47	Northleigh	1,700	1,800	20.69
Broadhembury	5,000	6,000	19.48	Offwell	7,945	7,465	38.68
Buckerell	2,420	2,489	22.83	Otterton	8,100	10,100	32.06
Budleigh Salterton	100,000	100,000	35.86	Ottery St Mary	136,931	136,931	37.26
Chardstock	5,445	5,470	13.61	Payhembury	4,000	4,300	14.63
Clyst Honiton	1,962	1,962	17.52	Plymtree	1,950	1,950	7.62
Clyst Hydon	2,346	2,346	19.07	Poltimore	4,995	4,995	38.42
Clyst St George	5,000	5,000	13.85	Rewe	2,500	4,200	21.43
Clyst St Lawrence	0	0	0	Rockbeare	19,500	20,000	53.48
Colaton Raleigh	6,500	6,500	21.24	Seaton	197,000	197,000	60.32
Colyton	45,000	46,000	31.06	Sheldon	300	300	3.45
Combe Raleigh	750	750	7.81	Shute	4,000	4,000	13.38
Combpyne-Rousdon	2,750	2,900	15.43	Sidmouth	301,516	342,622	47.89
Cotleigh	3,600	3,600	33.64	Southleigh	2,000	2,500	24.04
Dalwood	3,500	3,570	17.16	Stockland	4,500	4,500	13.39
Dunkeswell	25,000	25,000	40.65	Stoke Canon	4,000	5,000	19.92
East Budleigh with Bickton	16,408	18,216	35.58	Talaton	7,104	7,443	29.89
Exmouth	400,050	403,770	30.00	Uplyme	16,260	16,260	18.82
Farringdon	3,625	3,625	24.83	Upottery	10,000	10,000	31.06
Farway	800	1,600	12.12	Upton Pyne	4,100	5,795	25.76
Feniton	14,500	14,500	22.45	Whimble	11,735	12,005	16.51
Gittisham	7,000	7,000	27.24	Widworthy	2,200	2,200	15.60
Hawkchurch	5,855	6,100	23.74	Woodbury	40,212	41,016	29.92
Honiton	167,793	167,793	40.38	Yarcombe	5,100	5,100	23.72

East Devon District Council

01395 516 551

 csc@eastdevon.gov.uk


 eastdevon.gov.uk

 East Devon District Council Offices,
Knowle, Sidmouth EX10 8HL


Open Monday to Friday from
8.30am - 5.00pm

Devon County Council

0845 155 1015

 customer@devon.gov.uk

 devon.gov.uk

 The Information Centre,
Devon County Council, County Hall,
Topsham Road, Exeter EX2 4QD

 Follow us on Twitter
twitter.com/devoncc

Devon & Cornwall Police Authority

Police non-emergency: **101**

(Textphone 18001 101 if you are deaf, hard
of hearing or speech impaired)


 devon-cornwall.police.uk

Spending and budget enquiries:

01392 225555

 dcpa.police.uk

 [polauth@devonand
cornwall.pnn.police.uk](mailto:polauth@devonandcornwall.pnn.police.uk)


 Devon & Cornwall Police Authority,
Endeavour House, Woodwater Park,
Pynes Hill, Exeter, EX2 5WH

Devon & Somerset Fire & Rescue Authority

01392 872200

 comments@dsfire.gov.uk

 dsfire.gov.uk

 Devon & Somerset Fire & Rescue
Authority HQ, The Knowle,
Clyst St George, Exeter EX3 0NW

**This booklet is available on request
in large print, Braille or audio.**

If English is not your first language, we can also
arrange for it to be produced in another language.

Phone **0845 155 1015**

 **recycle**
printed on recycled paper