

This guide to Barnstaple Cycle Network shows how the cycle routes in the town are developing into a comprehensive network, linking with the National Cycle Network.

These well-used cycleways provide safe and attractive routes for leisure, commuting and going to school through the town.

# NATIONAL CYCLE NETWORK

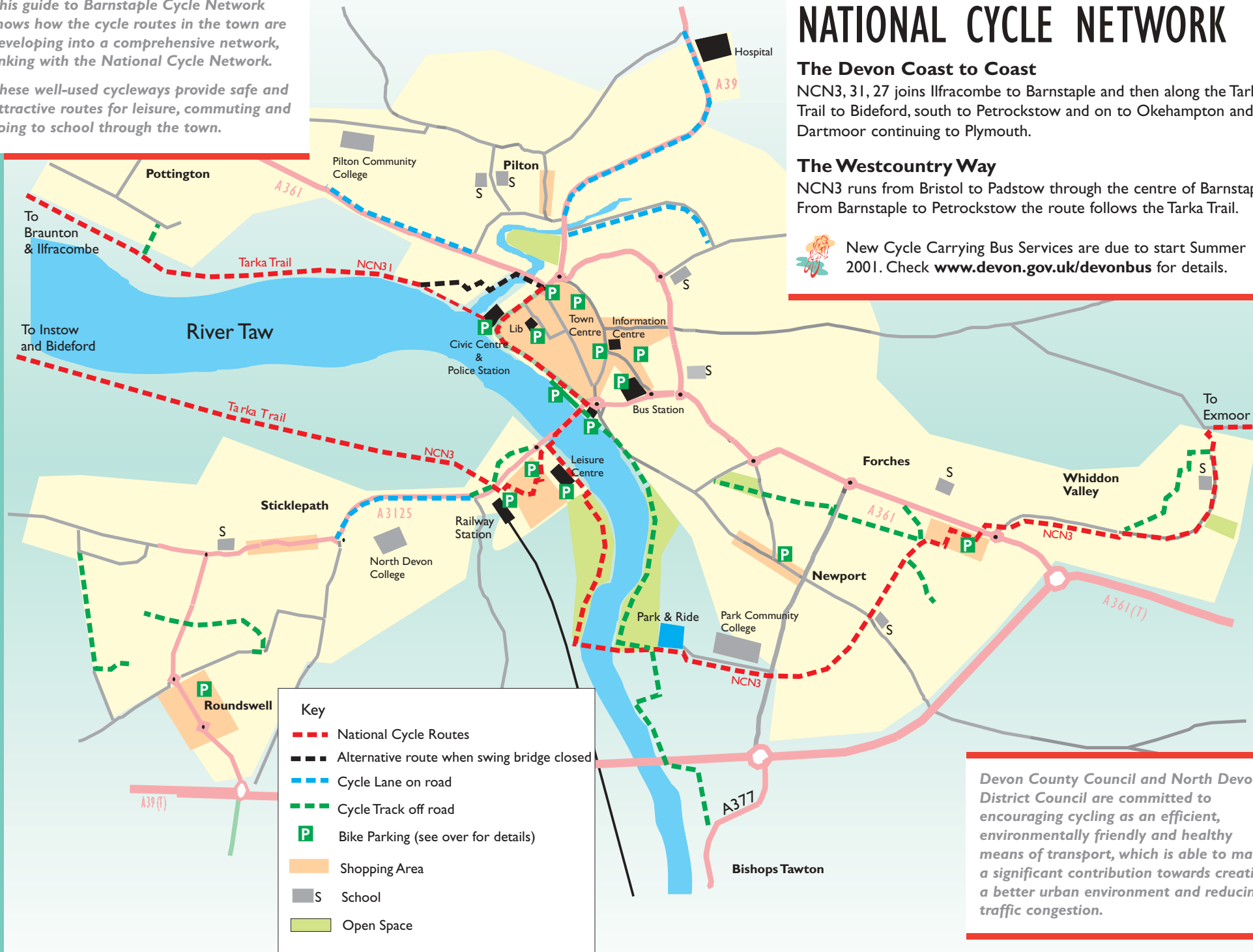
## The Devon Coast to Coast

NCN3, 31, 27 joins Ilfracombe to Barnstaple and then along the Tarka Trail to Bideford, south to Petrockstow and on to Okehampton and Dartmoor continuing to Plymouth.

## The Westcountry Way

NCN3 runs from Bristol to Padstow through the centre of Barnstaple. From Barnstaple to Petrockstow the route follows the Tarka Trail.

New Cycle Carrying Bus Services are due to start Summer 2001. Check [www.devon.gov.uk/devonbus](http://www.devon.gov.uk/devonbus) for details.



**Key**

- - - National Cycle Routes
- - - Alternative route when swing bridge closed
- - - Cycle Lane on road
- - - Cycle Track off road
- P Bike Parking (see over for details)
- Shopping Area
- S School
- Open Space

Devon County Council and North Devon District Council are committed to encouraging cycling as an efficient, environmentally friendly and healthy means of transport, which is able to make a significant contribution towards creating a better urban environment and reducing traffic congestion.

# THE CYCLING CODE








- Always follow the Highway Code
- Pedestrians should be given priority on shared paths - always proceed with caution
- Learn to recognise the various traffic signs and know what they mean
- Wear a helmet and bright or reflective clothes - it helps other road users to see you
- Regularly check the brakes, lights and tyres on your pedal cycle
- Use a lock to secure your bicycle

# CYCLE HIRE

No need to have your own bike - there are plenty of bike hire outlets in Barnstaple and around North Devon.

# TRAFFIC SIGNS

Cyclists will be directed along the various cycle routes by blue and white cycle signs.

	Segregated cycle/ pedestrian route		Symbol indicating cyclists route		Symbol indicating pedestrian route
	Shared cycle/ pedestrian route				
	Routes for Pedal Cyclists only				
				Direction sign showing route for cyclists	
					



- |   |   |
|---|---|
| 1 Green Lanes' shopping and bike parking  | 8 The Church Lane Almshouses  |
| 2 Green Lanes' mural ... depicting 1000 years of history                                  | 9 The Albert Memorial Clock - The Bike Shed                           |
| 3 The Guildhall and Mayor's Parlour   | 10 The North Devon Museum   |
| 4 The Pannier Market - now restored to its former splendor - and the famous Butchers' Row | 11 Barnstaple's medieval long bridge                                  |
| 5 The Tourist Information Centre  | 12 Bridge Chambers  |
| 6 Church Walk and the old Barnstaple Boys Grammar School                                  | 13 Strand, Promenade, cafe, Queen Anne's Walk and The Heritage Centre |
| 7 St Peter's Church - and its leaning spire   | 14 Castle Green and the Castle Mound                                  |
|   | 15 The Library and Cattle Market Car Park                             |

# BIKE PARKING IN BARNSTAPLE

## BIKE STANDS

Lock your bike to one of the many special bike stands in and around the town centre.

## LOCKING STANDS

Special stands with a lockable box. Next to Tuly Street in the Cattle Market Car Park.

## CYCLE LOCKERS

Lockers to take bikes and your equipment. Use your own lock. In the centre of the Cattle Market Car Park.


## THE BIKE SHED

The bike shop on The Square, (near the Clock Tower) provides secure inside storage. Showers available 8.30 am to 5.30 pm 50p per day per bike  
Telephone 01271 328628



## GREEN LANES

Undercover bike parking in a Secure Car Park overlooked by attendant.  
Open 9.00 am to 6.00 pm



*Barnstaple Cycle Network consists of segregated cycle routes, shared pedestrian surfaces, cycle lanes, signed routes along minor roads and shared cycle/pedestrian crossings. Barnstaple also has many special cycle parking areas*



*Always lock your bike when you leave it, even if you are just popping into a shop for a minute.*

*Wherever possible, you should lock your bike to a bike stand or something solid like a lamp post or railings.*



**TRAVELWISE**

Published by Devon County Council  
[www.devon.gov.uk](http://www.devon.gov.uk)